





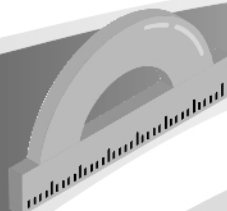
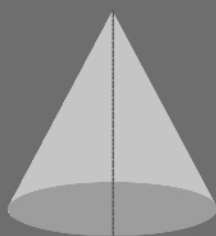

Incorporates  
**NEP**

# RAPID MATHS

# 1-5

5

## Teacher's Learning Materials



**Signature books International™**

An ISO 9001 : 2008 Certified Company

Plot No. 3, Prem Kunj, Tech Zone 7,  
Greater Noida (NCR) India

www.firststepbooks.com

# BOOK-1

## WORKSHEET - 1

- ▶ Look at this alphabet train. Colour all the vowels red and the consonants green.

Do yourself.

- ▶ Fill in the vowels to complete the names :

car	bird	pen	bowl
ant	hen	bus	owl
book	kite	sun	ball

## WORKSHEET - 2

- ▶ Count and write.

Three toys	Four pens
five stars	two trees
three boxes	three cats
two feet	two children
three men	three women

## WORKSHEET - 3

- ▶ Colour the boxes as directed :

G	O	B	O	G
R	G	R	B	G
O	R	O	O	R
B	O	R	G	B
B	R	G	R	O

- ▶ Circle the noun which does not belong to the group :

1. aunt      2. pencil      3. apple  
 4. umbrella      5. tree      6. Delhi

## WORKSHEET - 4

- ▶ Fill in the blanks with the describing words given in the help box :

red	great
rich	honest
expert	curly
new	old

## WORKSHEET - 5

- ▶ Join the letters to make new doing words.

eating	flying
sleeping	falling
reading	laughing
coming	talking

## WORKSHEET - 6

1. hot	cold
2. young	old
3. fat	thin
4. night	day
5. happy	sad
6. small	big

## WORKSHEET - 7

- ▶ Write the correct feminine gender for the given masculines, choosing from the help box.

### Feminine

she  
lady  
girl  
woman  
sister  
daughter  
mother  
wife  
queen  
heroine  
princess  
grandmother

## WORKSHEET - 8

1. is	2. is	3. is
4. are	5. are	6. are
7. am	8. am	9. is

## WORKSHEET - 9

- ▶ Fill the correct word in the blanks :

1. pot	2. bed	3. chair
4. table	5. boy	6. girl
7. man	8. woman	

- ▶ Look at the pictures and fill in the blanks with 'This' or 'That' :

1. This
2. That
3. This
4. That
5. This
6. That

## WORKSHEET - 10

- ▶ Choose the correct words from the Help Box.

A **hungry** fox passed by a vine of grapes. He stood **under** the vine. "What a lovely **bunch** of grapes!" he said. He **jumped** but could not **reach** the grapes. They were too **sour** for him. He tried **again** and again but it was of no use. "Let it be. Those grapes are **sour**. I don't want them," said the **tired** fox. Saying this, he walked away.

## WORKSHEET - 11

1. Ants like sugar most.
2. When an ant finds a grain of sugar, it drags it to its nest.
3. An ant leaves a trail so that other ants can smell that.
4. Ants can smell very well.
5. "The Labrous Ants."

## WORKSHEET - 12

- ▶ What comes after :

5   6            8   9            15   16            33   34  
45   46            71   72            88   89            92   93

- ▶ What comes before :

8   9            35   36            23   24            2   3  
66   67            28   29            64   65            76   77

- ▶ What comes in between :

7   8   9                            12   13   14                            21   22   23  
68   69   70                            42   43   44                            54   55   56  
55   56   57                            35   36   37                            94   95   96  
88   89   90                            59   60   61                            78   79   80

## WORKSHEET - 13

- ▶ Write the numbers between 78 and 83 :

78, 79, 80, 81, 82, 83

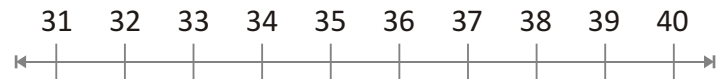
- ▶ Write the numbers between 43 and 48 :

43, 44, 45, 46, 47, 48

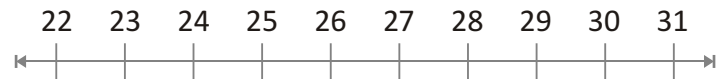
- ▶ Write the numbers between 18 and 13 :

18, 17, 16, 15, 14, 13


- ▶ Put numbers from 31 to 40 on the number line :



- ▶ Put numbers from 22 to 31 on the number line :



- ▶ Put numbers from 91 to 100 on the number line :

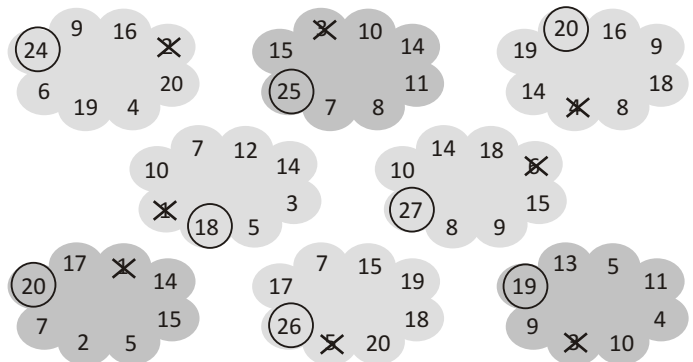


## WORKSHEET - 14

- ▶ Fill in the boxes with <, > or = :

9 > 7                    19 > 16                    11 < 19  
6 > 3                    9 > 8                    20 > 18  
14 > 9                    20 > 10                    12 < 19  
19 < 20                    18 = 18                    16 < 18  
13 > 10                    7 > 5                    15 = 15  
12 < 17                    14 = 14                    7 > 2

- ▶ Ring the greatest and cross the smallest number in each group :



## WORKSHEET - 15

- ▶ Arrange these numbers in increasing order :

13, 18, 23, 32                    3, 8, 13, 21  
13, 22, 28, 32                    33, 35, 47, 49  
11, 22, 35, 37

- ▶ Arrange these numbers in decreasing order :

15, 13, 9, 8                    23, 19, 17, 12  
32, 21, 19, 17                    58, 28, 19, 5  
98, 72, 33, 12

## WORKSHEET - 16

► Write these numbers in the expanded form :

$$94 = 9 \text{ tens} + 4 \text{ ones} = 90 + 4$$

$$26 = 2 \text{ tens} + 6 \text{ ones} = 20 + 6$$

$$77 = 7 \text{ tens} + 7 \text{ ones} = 70 + 7$$

$$93 = 9 \text{ tens} + 3 \text{ ones} = 90 + 3$$

$$58 = 5 \text{ tens} + 8 \text{ ones} = 50 + 8$$

$$42 = 4 \text{ tens} + 2 \text{ ones} = 40 + 2$$

$$80 = 8 \text{ tens} + 0 \text{ ones} = 80 + 0$$

$$23 = 2 \text{ tens} + 3 \text{ ones} = 20 + 3$$

$$61 = 6 \text{ tens} + 1 \text{ ones} = 60 + 1$$

$$19 = 1 \text{ tens} + 9 \text{ ones} = 10 + 9$$

## WORKSHEET - 17

► Observe the number line and fill in the blanks :

$$1. 8 - 6 = 2 \quad 2. 20 - 7 = 13 \quad 3. 34 - 8 = 26$$

$$4. 59 - 7 = 52 \quad 5. 79 - 5 = 74$$

## WORKSHEET - 18

► Addition (without carry over):

T O	T O	T O	T O
8 5	6 1	5 4	4 9
+ 1 3	+ 2 5	+ 1 3	+ 3 0
9 8	8 6	6 7	7 9

T O	T O	T O	T O
4 0	3 5	1 4	5 5
+ 1 0	+ 4 1	+ 2 3	+ 3 3
5 0	7 6	3 7	8 8

► Addition (carry over):

T O	T O	T O	T O
3 7	4 8	2 7	7 5
+ 1 3	+ 1 4	+ 5 6	+ 1 5
5 0	6 2	8 3	9 0

T O	T O	T O	T O
4 8	3 7	4 6	1 5
+ 2 2	+ 5 8	+ 3 9	+ 2 7
7 0	9 5	8 5	4 2

## WORKSHEET - 19

► Solve the following word problems :

T O	
	7
	pens
+	
1	3
	pens
2	0
	pens

T O	
	3
	balloons
+	
1	2
	balloons
1	5
	balloons

T O	
1	9
	apple
+	
1	8
	guavas
3	7
	fruits

T O	
1	8
	runs
+	
3	9
	runs
5	7
	runs

T O	
3	6
	chalks
+	
2	8
	chalks
6	4
	chalks

## WORKSHEET - 20

► Subtraction (without borrowing):

T O	T O	T O	T O
7 5	9 9	4 4	7 9
- 2 2	- 1 3	- 1 3	- 3 0
5 3	8 6	3 1	4 9

T O	T O	T O	T O
7 1	3 5	8 9	8 6
- 1 0	- 1 2	- 7 2	- 1 5
6 1	2 3	1 7	7 1

► Subtraction (with borrowing):

T O	T O	T O	T O
9 3	7 7	8 2	6 4
- 5 8	- 3 8	- 4 8	- 2 6
3 5	3 9	3 4	3 8

T O	T O	T O	T O
9 2	7 5	9 1	4 4
- 1 6	- 2 8	- 2 4	- 2 7
7 6	4 7	6 7	1 7

## WORKSHEET - 21

► Solve the following word problems :

$$\begin{array}{r} \text{T} \quad \text{O} \\ 2 \quad 6 \text{ parrots} \\ - 1 \quad 2 \text{ parrots} \\ \hline 1 \quad 4 \text{ parrots} \end{array}$$

$$\begin{array}{r} \text{T} \quad \text{O} \\ 7 \quad 0 \text{ bananas} \\ - 3 \quad 7 \text{ bananas} \\ \hline 3 \quad 3 \text{ bananas} \end{array}$$

$$\begin{array}{r} \text{T} \quad \text{O} \\ 1 \quad 7 \text{ apples} \\ - \quad \quad 9 \text{ apples} \\ \hline \quad \quad 8 \text{ apples} \end{array}$$

$$\begin{array}{r} \text{T} \quad \text{O} \\ \quad \quad 9 \text{ sweets} \\ - \quad \quad 4 \text{ sweets} \\ \hline \quad \quad 5 \text{ sweets} \end{array}$$

$$\begin{array}{r} \text{T} \quad \text{O} \\ \quad \quad 8 \text{ balloons} \\ - \quad \quad 4 \text{ balloons} \\ \hline \quad \quad 4 \text{ balloons} \end{array}$$

## WORKSHEET - 22

► Tick (✓) the right answer :

1. (b)      2. (b)      3. (c)      4. (b)  
5. (a)      6. (a)      7. (b)      8. (c)  
9. (a)      10. (b)

## WORKSHEET - 23

► Insert the correct symbol > or < :

13 < 28      56 > 21      32 < 89      81 > 55

► What comes next? Write the missing numbers :

12              14              16  
20              15              10

► Arrange in increasing order :

18, 19, 21, 22, 23  
13, 26, 37, 45, 58

► Fill in the boxes :

18, 19, 21, 22, 23

► Fill in the boxes :

39, 14, 5, 15, 26

► Add and Subtract :


9                                      11  
9                                      6  
21                                      29

## WORKSHEET - 24

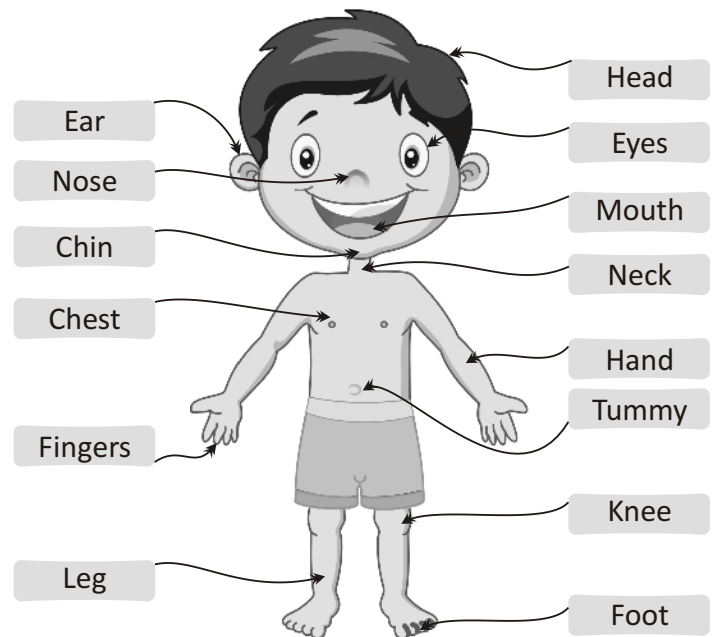
► Write the time in the box :

5:00      5:45      8:30  
1:15      8:00      5:20

► Draw the needles in each clock for the time given :



## WORKSHEET - 25



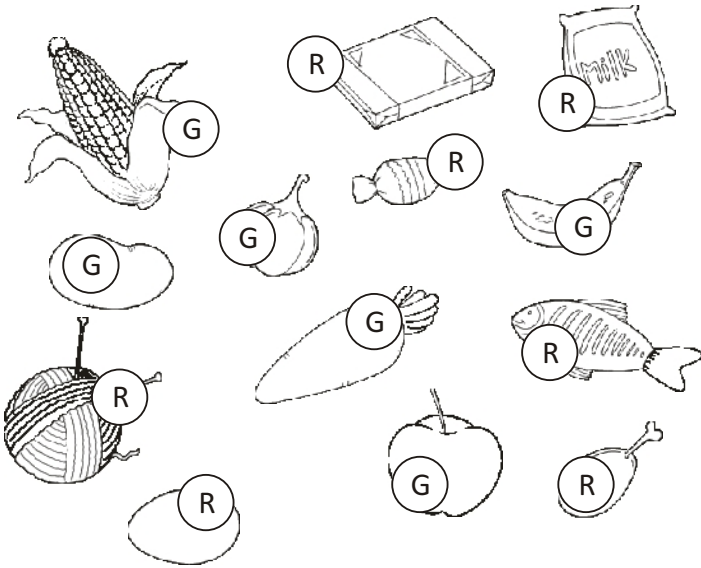
## WORKSHEET - 26

► Where do these animals live? Write 'L' for land animals, 'W' for water animals and 'T' for animals that live on trees.

W                      L                      W  
T                      W                      L  
L                      T                      T

## WORKSHEET - 27

- Colour the things green which come from plants and red which come from animals.



## WORKSHEET - 28

- Fill in the blanks to complete the names of following animals. Also write 'B' for bird and 'I' for insect.

B	I	I
PARROT	BUTTERFLY	COCKROACH
I	B	B
GRASSHOPPER	SPARROW	CROW
B	I	I
DUCK	HOUSEFLY	MOSQUITO

## WORKSHEET - 29

- Circle the names of eight relatives in this word search.

D	E	U	A	D	B	S	I	S	T	E	R
J	M	F	U	C	L	C	K	S	I	B	Q
G	R	A	N	D	M	O	T	H	E	R	Z
V	K	T	T	B	I	U	H	R	Y	P	B
A	T	H	X	D	Q	S	I	S	T	E	R
C	F	E	E	G	G	I	H	A	O	L	O
L	W	R	P	O	U	N	C	L	E	K	T
U	O	V	E	Q	U	M	Z	P	N	U	H
M	O	T	H	E	R	O	M	T	O	S	E
D	G	R	A	N	D	F	A	T	H	E	R

- How are the following related to you? Choose words from the word search above to fill in the blanks.

- |                |                |
|----------------|----------------|
| 1. Grandmother | 2. Grandfather |
| 3. Uncle       | 4. Aunt        |
| 5. Cousin      | 6. Mother      |
| 7. Sister      |                |

## WORKSHEET - 30

- Circle the things you do at school.



## WORKSHEET - 31

- Complete the names of the following plants. Also write 'T' for tree, 'S' or shrub and 'H' for herb in the given boxes.

T	S	H
COCONUT	HIBISCUS	GRASS
S	T	H
POMEGRANATE	MANGO	SPINACH
S	S	T
CORIANDER	HENNA	BANYAN

## WORKSHEET - 32

- A uniform is a special dress. Identify and write the professions of the following people in their special dress.

Policeman	Nurse	Soldier
Doctor	Postman	Astronaut

## WORKSHEET - 33

- Name the following helpers :

PILOT	PLUMBER	MECHANIC
ELECTRICIAN	VET	WASHERMAN
DENTIST	COBBLER	TAILOR

## WORKSHEET - 34

- Colour the box green if answer is YES and colour red if it is NO.

YES	NO	YES
NO	YES	YES

NO	NO	NO
YES	YES	NO

### WORKSHEET - 35

► Name the person who does the following jobs in your family :

- |           |           |           |
|-----------|-----------|-----------|
| 1. Father | 2. Mother | 3. Mother |
| 4. Father | 5. Father |           |

► Write any three things that all your family members do together :

- |             |                        |
|-------------|------------------------|
| 1. Dinner   | 2. Watching television |
| 3. Shopping |                        |

► Write these :

Do yourself.

### WORKSHEET - 36

- |           |             |          |
|-----------|-------------|----------|
| 1. quacks | 2. barks    | 3. mews  |
| 4. roars  | 5. neighs   | 6. brays |
| 7. moos   | 8. trumpets |          |

### WORKSHEET - 37

- |               |           |
|---------------|-----------|
| 1. WATERMELON | 2. ORANGE |
| 3. MANGO      | 4. APPLE  |
| 5. BANANA     | 6. PAPAYA |

### WORKSHEET - 38

- |      |      |      |
|------|------|------|
| 1. B | 2. G | 3. G |
| 4. B | 5. G | 6. G |
| 7. G | 8. G | 9. B |

### WORKSHEET - 39

- |       |       |        |
|-------|-------|--------|
| (a) 7 | (b) 5 | (c) 10 |
| (d) 2 | (e) 9 | (f) 3  |
| (g) 6 | (h) 1 | (i) 8  |
| (j) 4 |       |        |

### WORKSHEET - 40

- |        |        |        |
|--------|--------|--------|
| 1. (c) | 2. (a) | 3. (d) |
| 4. (b) | 5. (b) | 6. (c) |
| 7. (a) | 8. (d) | 9. (a) |

### WORKSHEET - 41

1. R, 2. G, 3. R, 4. G, 5. G, 6. G, 7. G, 8. G



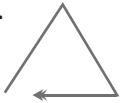

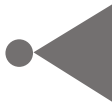


### WORKSHEET - 42

- |             |             |            |
|-------------|-------------|------------|
| 1. DRINKING | 2. BATHING  | 3. COOKING |
| 4. WASHING  | 5. WATERING |            |

### WORKSHEET - 43

- |          |          |          |
|----------|----------|----------|
| 1. O (d) | 2. O (c) | 3. O (a) |
| 4. I (e) | 5. I (b) | 6. O (h) |
| 7. O (g) | 8. I (f) |          |

### WORKSHEET - 44

- |   |  |  |
|---|--|--|
| 1.  | 2.  | 3.  |
| 4.  | 5.  | 6.  |
| 7.  |  |  |

### WORKSHEET - 45

- |        |        |        |
|--------|--------|--------|
| 1. (b) | 2. (c) | 3. (a) |
| 4. (c) | 5. (d) | 6. (b) |
| 7. (b) | 8. (a) | 9. (d) |

### WORKSHEET - 46

Do yourself.

### WORKSHEET - 47

- |             |             |            |
|-------------|-------------|------------|
| 1. Mouse    | 2. CPU      | 3. Printer |
| 4. Monitor  | 5. Keyboard | 6. CD      |
| 7. Speakers |             |            |

### WORKSHEET - 48

Do yourself.

### WORKSHEET - 49

► Tick (✓) the correct option :

- |        |        |        |
|--------|--------|--------|
| 1. (c) | 2. (c) | 3. (a) |
| 4. (b) |        |        |

► Match the two columns :

- |        |        |        |
|--------|--------|--------|
| 1. (b) | 2. (e) | 3. (d) |
| 4. (c) | 5. (a) |        |

## WORKSHEET - 50

1. ☺                      2. ☺                      3. ☹  
4. ☺                      5. ☺                      3. ☹

## WORKSHEET - 51

- Write the magic words for the following situations :

1. Thank you            2. Sorry                    3. Please  
4. Excuse me

- Eight words that people like are given in the box. Search these words in the word maze. One is searched for you :

P	Q	M	R	H	A	P	P	Y	S	T	U
L	A	E	B	C	D	E	F	G	H	I	I
E	K	R	L	M	N	O	P	Q	R	S	T
A	U	R	V	W	X	Y	F	Z	A	B	S
S	C	Y	D	E	L	A	U	G	H	F	M
I	G	H	I	I	K	L	N	M	N	O	I
N	P	Q	R	S	T	U	N	V	W	X	L
G	Y	Z	A	B	G	A	Y	C	D	E	E
C	H	E	E	R	F	U	L	F	G	H	I
I	K	L	M	N	O	P	Q	R	S	T	U

## WORKSHEET - 52

- स्वरमाला को पूरा करो।

अ, आ, इ, ई, उ, ऊ, ऋ, ए, ऐ, ओ, औ अं

- व्यंजनों को पूरा करो।

क    ख    ग    घ    ङ    च  
छ    ज    झ    ञ    ट    ठ  
ड    ढ    ड    त    थ    द  
ध    न    प    फ    ब    भ  
म    य    र    ल    व    श  
ष    स    ह    क्ष    त्र    ज्ञ    श्र

## WORKSHEET - 53

- सही शब्द छाँटकर लिखो।

1. गड़बड़, 2. अफसर, 3. पनघट, 4. सरकस

- शब्दों को तोड़कर लिखो।

1. ब + ट + न                      2. क + ल + श  
3. च + म + क                      4. न + म + क  
5. ल + ह + र

- शब्दों को जोड़कर लिखो।

1. पतझड़, 2. बचपन, 3. कसरत, 4. अजगर

## WORKSHEET - 54

- आ की मात्रा वाले शब्द चित्रों के नीचे लिखो।

आम	ताला	गाजर
गमला	कार	माला
अनार	उपहार	जहाज

## WORKSHEET - 55

- चित्रों को देखो तथा दिए गए वर्णों में उचित मात्राएँ जोड़कर नए शब्द बनाओ।

साइकिल	चिड़िया	किताब
हिरन	नारियल	तकिया
सितार	गिलास	

## WORKSHEET - 56

- चित्रों को देखकर उनके नीचे 'ई' की मात्रा वाले शब्द लिखो।

पपीता	छतरी
घड़ी	हाथी
तितली	तीर

## WORKSHEET - 57

- उ( उ ) या ऊ( ऊ ) की मात्राओं के साथ निम्नलिखित चित्रों के नाम लिखो।

चूहा	गुलाब	पुल
साबुन	भालू	कछुआ
तरबूज	सूरज	फुटबॉल

## WORKSHEET - 58

- ए( ए ) या ऐ( ऐ ) की मात्राओं के साथ निम्नलिखित चित्रों के नाम लिखो।

करेला	रेलगाड़ी	बैल
थैला	शेर	सैनिक
सेब	कैमरा	भेड़



## WORKSHEET - 59

- ओ ( े ) या औ ( ै ) की मात्राओं के साथ निम्नलिखित चित्रों के नाम लिखो।

मोर	पौधा	जोकर
तोता	समौसा	हथौड़ा
कौवा	कचौड़ी	ढोलक

## WORKSHEET - 60

- निम्नलिखित शब्दों के शुद्ध रूप लिखो।

उधार	जरूरत	पत्नी
श्रीमती	त्योहार	मिठाई
इसलिए	दृश्य	चालाक

- निम्नलिखित वाक्यों को शुद्ध करके लिखो।

1. रामू ने सब्जी खरीदी।
2. गंदे कपड़े मत पहनो।
3. मैं आपका बहुत आदर करती हूँ।
4. मैं कल बहुत रोया था।
5. हमे अब क्या करना है।

- निम्नलिखित वाक्यों को लिंग बदलकर पुनः लिखो।

1. रानी सिंहासन पर बैठी है।
2. मेरी चाची बाजार गई हैं।
3. हिरनी तेज दौड़ती है।
4. घर में धोबी आया है।
5. नौकर काम कर रहा है।

## WORKSHEET - 61

- रेखांकित शब्दों के उलटे अर्थ वाले शब्द खाली स्थानों में लिखो।

1. गरम, 2. बड़ा, 3. आगे, 4. गोरा, 5. कल, 6. गरीब

- निम्नलिखित शब्दों का क्रम सही करके वाक्य बनाओ।

1. छुट्टी की घंटी बज रही है।
2. झगड़ा करना बुरी बात है।
3. यह ताजी सब्जी है।
4. प्रतिदिन व्यायाम करना अच्छी आदत है।
5. माता जी भोजन बना चुकी हैं।

## WORKSHEET - 62

- दिए गए संकेतों के आधार पर कहानी पूरी करो।

एक  जंगल में एक  शेर रहता था। एक दिन वह एक  पेड़ के नीचे सो रहा था। तभी वहाँ एक  चूहा आकर उसकी पीठ पर फुदकने लगा।  शेर ने  चूहे को पकड़ लिया।  चूहे ने  हाथ जोड़कर माफी माँगी। उसने कहा कि एक दिन वह  शेर की सहायता करेगा।  शेर को हँसी आ गई पर उसने  चूहे को छोड़ दिया। कुछ दिनों बाद वही  शेर एक  शिकारी के जाल में फँस गया।  शेर ने बहुत जोर लगाया पर  जाल से निकल न सका। तभी उसकी दहाड़ सुनकर वही  चूहा आया। उसने अपने तेज  दाँतों से जाल को कुतरना शुरू कर दिया।  शेर आजाद हो गया।  शेर ने  चूहे को धन्यवाद दिया।

## BOOK-2

### WORKSHEET - 1

- Write the names of these birds in alphabetical order :

1. Crow, 2. Kingfisher, 3. Peacock, 4. Pigeon, 5. Sparrow

- Write these words in alphabetical order :

1. baby duck fish nest shoe
2. apple frock queen spoon water
3. apple banana orange pear strawberry
4. Dehradun Goa Mumbai New Delhi Pune

### WORKSHEET - 2

- Tick (✓) the boxes which have naming words :

box ✓	Sam ✓	bus ✓	fat	fox ✓
eat	jump	pen ✓	woman ✓	walk
cake ✓	wolf ✓	go	sound	shirt ✓

- Some nouns are given below. Put them in correct columns :

Persons	Animals	Places	Things
cobbler	cat	hospital	shirt
queen	cow	market	glass
Neha	fox	temple	balloon
Priya	hen	bus-stop	table
Esha	frog	garden	notebook

- In the following sentences, underline the names of animals, persons, places or things :

- Aladin found a lamp in the cave.
- The cat chased the rat easily.
- The students assembled in the hall.
- Chairs and desks are made of wood.
- Ashoka was a great king.

### WORKSHEET - 3

- Make the given words plural :

- stars, 2. cars, 3. telephones, 4. bananas, 5. umbrellas, 6. carrots, 7. nurses, 8. huts

### WORKSHEET - 4

- Write the pronoun that can replace each underlined noun :

- She, 2. He, 3. They, 4. It, 5. We

- Rewrite the sentences using pronouns in place of the words in bold. One has been done for you :

- Lotus Temple is in Delhi. It is very beautiful.
- This is my friend. She is a lawyer.
- We are good at playing badminton.
- Rajesh is a doctor. He works in a hospital.
- Look at these cows. They are grazing.

### WORKSHEET - 5

- Look at the pictures and circle 10 verbs in the puzzle :

A	S	H	O	U	T	C	H	X
S	W	I	M	D	F	L	Y	O
R	E	A	D	D	E	K	B	L
D	E	F	A	O	B	N	W	U
D	P	I	N	O	V	O	H	A
R	O	G	C	B	O	C	A	I
A	L	H	C	O	O	K	Z	K
W	T	T	S	S	K	I	P	P

### WORKSHEET - 6

- Underline the describing words in the following sentences :

- poor, many
- whole
- green
- funny, little
- fat, greedy
- honest
- bright, sunny

- Fill in the blanks with suitable describing words :

- beautiful, red
- brave
- beautiful, big
- pretty, pink
- fat
- old
- interesting
- eleven

### WORKSHEET - 7

- Look at the picture and complete the sentences. Use the position words given in the box. One has been done for you.

- behind, 3. on, 4. near, 5. in, 6. on, 7. under, 8. in, 9. between

### WORKSHEET - 8

- Fill in the blanks with 'is' or 'are'.

- is, 2. are, 3. are, 4. is, 5. is, 6. are

- Colour the boxes with 'is' to help Sia meet Mita. Then colour the boxes with 'are' to help Amit and Kunal meet Rohan and Raghav.

is	is	are	is	is	is	are	is
are	is	is	is	are	is	is	is
is	is	are	are	are	are	is	is
are	are	are	is	is	are	are	are

### WORKSHEET - 9

- Make sentences with 'This', 'That', 'These' or 'Those'. Two have been done for you.

- That is a monkey.
- This is an orange.
- These are chairs.
- Those are kites.

### WORKSHEET - 10

- Choose the correct words from the help box and complete the story :

A shepherd boy took his sheep every day to a hill.

There the sheep **grazed** quietly. The boy decided to have some fun. One day he shouted "Wolf, Wolf!" The **Villagers** lived nearby came running.

"Where is the **wolf**?" they asked. "I was only **fooling** you," the boy laughed. The villagers went away **angrily**. One day a wolf really came. It killed one **sheep**. The boy shouted "Wolf, Wolf!" The villagers said, "The boy is fooling us again." They **didn't** come to help him. The boy sat **crying** as the wolf ran away with the dead sheep. The moral of the story is : Never tell **lies** even for fun.

### WORKSHEET - 11

- ▶ **Make sentences from these words. Don't forget to use the articles. One has been done for you.**
  2. The sun is shining in the sky.
  3. The small mouse is eating.
  4. A cute baby is sleeping.
  5. A beautiful girl is singing.
  6. A big elephant is running.
  7. The colourful fish are swimming.
  8. A hungry lion is roaring.

### WORKSHEET - 12

- ▶ **Answer the following questions :**
  1. The boys were playing at the edge of a pond.
  2. They were playing by throwing stones into the pond.
  3. A family of frogs lived in the pond.
  4. Frogs were scared as the stones were hitting them.
  5. One of the frogs - the oldest and bravest - put his head out of water.

### WORKSHEET - 13

- ▶ **Write the missing numbers on the grid. One has been done for you.**

13 14 15 16  
17 18 19 20

1 2 3                      2 4 5 6  
4 5 6                      7 8 9 10  
7 8 9                      11 12 13 14

5 6 7                      21 22 23 24 25  
8 9 10                     26 27 28 29 30  
  
32 33 34 35                39 40 41 42  
36 37 38 39                43 44 45 46  
  
43 44 45 46                42 43 44 45  
47 48 49 50                46 47 48 49

### WORKSHEET - 14

- ▶ **Write in expanded form :**

3 Hundred + 4 Tens + 9 Ones  
2 Hundred + 0 Ten + 7 Ones  
3 Hundred + 7 Tens + 9 Ones  
2 Hundred + 3 Tens + 7 Ones  
9 Hundred + 5 Tens + 3 Ones  
8 Hundred + 4 Tens + 0 One  
7 Hundred + 4 Tens + 9 Ones
- ▶ **Write in short form :**

927	623	509	162
700	553	705	

### WORKSHEET - 15

- ▶ **What comes next?**

700, 800, 900, 1000, 1100  
645, 545, 445, 345, 245  
665, 565, 465, 365, 265, 165  
750, 850, 950, 1050, 1150, 1250
- ▶ **Subtract :**

179	410
573	730
210	310
774	620
472	250
- ▶ **Fill in the blanks :**

15	510
100	40
600	150
49	10
0	500

### WORKSHEET - 16

- ▶ **Arrange these numbers in increasing order :**

80, 201, 441 510

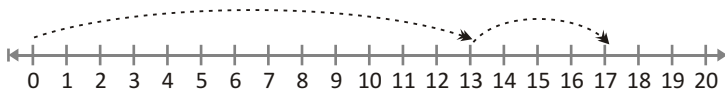
118, 349, 507, 689  
 106, 209, 481, 810  
 196, 403, 503, 872  
 595, 703, 752, 889  
 180, 245, 297, 447  
 203, 550, 811, 826

► Arrange these numbers in decreasing order :

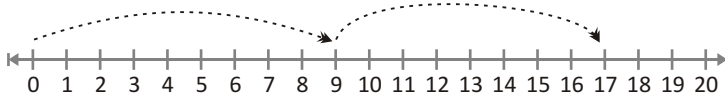
110, 88, 67, 64  
 903, 700, 411, 300  
 928, 753, 207, 20  
 701, 403, 199, 132  
 817, 800, 215, 212  
 813, 503, 202, 130  
 710, 701, 170, 107  
 503, 89, 41, 19

### WORKSHEET - 17

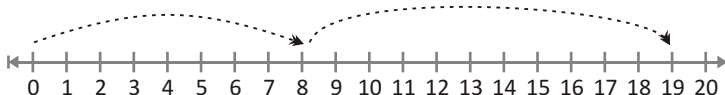
► Add on the number line. One has been done for you.



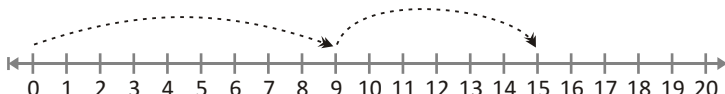
$$13 + 4 = 17$$



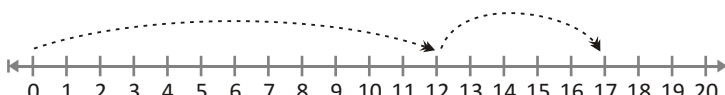
$$9 + 8 = 17$$



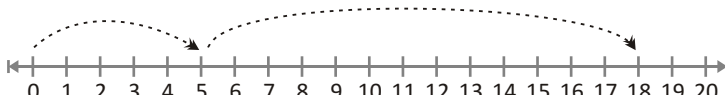
$$8 + 11 = 19$$



$$9 + 6 = 15$$



$$12 + 5 = 17$$



$$5 + 13 = 18$$

### WORKSHEET - 18

► Add the following numbers :

3 2	5 8	6 7	5 7	2 7
+ 5 4	+ 4 1	+ 1 7	+ 1 4	+ 6 4
8 6	9 9	8 4	7 1	9 1

1 5	7 9	5 0	5 5	6 6
+ 1 6	+ 1 9	+ 4 0	+ 2 2	+ 3 8
3 1	9 8	9 0	7 7	10 4

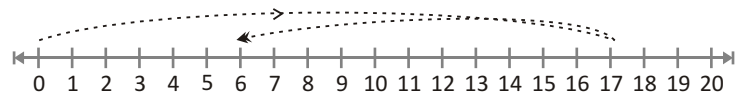
► Subtract the following numbers :

5 3	7 7	9 8	5 6	5 8
- 2 1	- 2 5	- 7 2	- 1 0	- 4 7
3 2	5 2	2 6	4 6	1 1

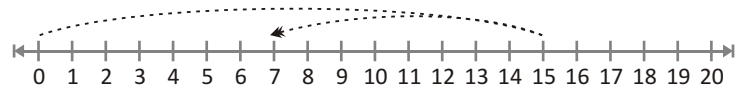
6 5	4 9	8 8	7 5	3 4
- 3 5	- 2 8	- 7 7	- 2 4	- 1 6
3 0	2 1	1 1	5 1	1 8

### WORKSHEET - 19

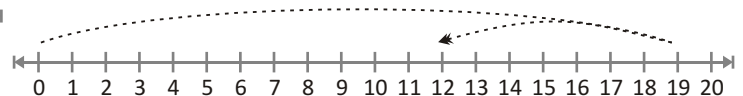
► Subtract on the number line. One has been done for you.



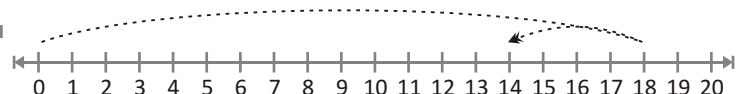
$$17 - 11 = 6$$



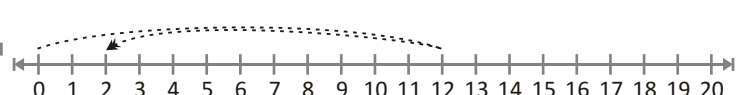
$$15 - 8 = 7$$



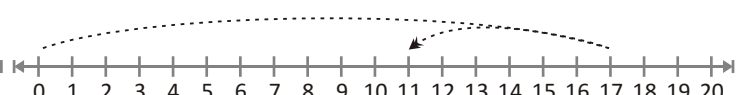
$$19 - 7 = 12$$



$$18 - 4 = 14$$



$$12 - 10 = 2$$



$$17 - 6 = 11$$



► How many are we in number?

- |    |    |
|----|----|
| 1  | 10 |
| 20 | 2  |
| 2  | 2  |
| 2  | 2  |

### WORKSHEET - 27

► Fill in the blanks with the help of picture clues.

1. ears, 2. eyes, 3. nose, 4. tongue, 5. skin

► Draw the sense organs you will use for the following:

- |      |        |
|------|--------|
| EYES | NOSE   |
| EARS | TONGUE |

### WORKSHEET - 28

► Colour the box GREEN for a good habit and RED for a bad habit.

1. G, 2. G, 3. R, 4. G, 5. R

► Fruits and vegetables keep us healthy and strong. Unjumble their names. One has been done for you.

- |        |        |          |
|--------|--------|----------|
| mango  | carrot | cabbage  |
| tomato | orange | cucumber |
| apple  |        |          |

### WORKSHEET - 29

► Name these parts of a plant. Take help from the help box:

1. fruit, 2. flower, 3. leaves, 4. seeds, 5. root, 6. stem

► Fill in the blanks with the help of words given in the help box:

1. food, 2. oxygen, 3. sunlight, 4. shrubs; climbers, 5. rubber; paper, 6. grow

### WORKSHEET - 30

► Tick (✓) the correct option:

1. (c), 2. (b), 3. (c), 4. (a), 5. (c)

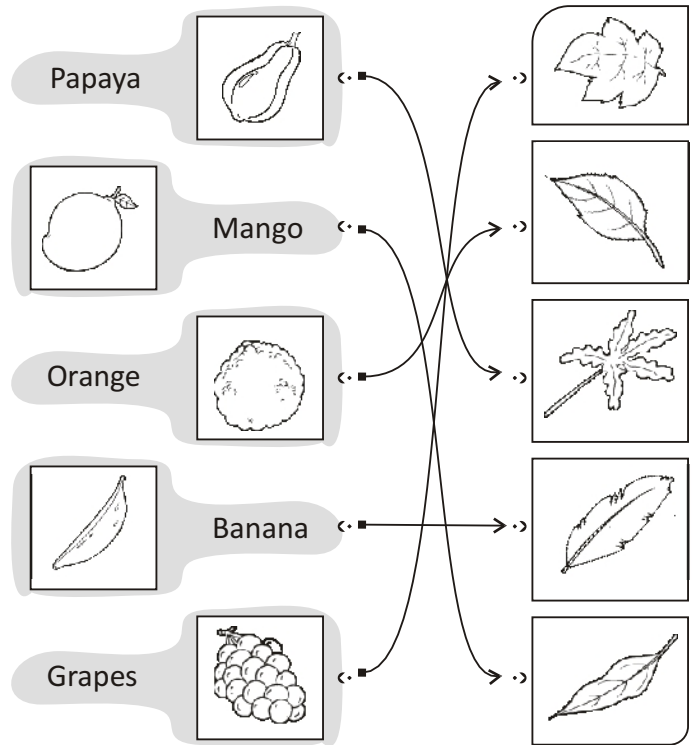
### WORKSHEET - 31

► Guess who I am:

1. sun, 2. earth, 3. moon, 4. star, 5. clouds

### WORKSHEET - 32

► Join the fruit to its leaf. Write its name also. Colour the pictures.



### WORKSHEET - 33

► Write the correct words under each picture. Use the help box.

- |           |            |              |
|-----------|------------|--------------|
| Windy day | Sunny day  | Thunderstorm |
| Rainy day | Cloudy day |              |

► Draw and colour the picture of a day you like the best.


Do yourself.



### WORKSHEET - 34



Do yourself.







### WORKSHEET - 35


► Fill in the blanks. Use words from the help box.

Baby bears  had to go to school. Their bus did not come.

Mr Driver  had gone to Mr carpenter .

His seat was broken. But Mr carpenter  had gone to Mr Doctor . He was not feeling well.

Mr **Doctor**  was not at the hospital. He had gone to Mr **Policeman** . His coat was missing. But Mr **Policeman**  had gone to Mr **Barber**  to get a hair cut. Mr **Barber**  had gone to Mr **Cobbler**  to bring his shoes.

So, nothing got done that day! Baby bears  could not go to school.

### WORKSHEET - 36

► Tick (✓) the correct answer :

1. (b), 2. (c), 3. (d), 4. (a), 5. (d), 6. (b), 7. (c)

### WORKSHEET - 37

- |                       |                      |
|-----------------------|----------------------|
| 1. Lotus Temple       | 2. India Gate        |
| 3. Jantar Mantar      | 4. Akshardham Temple |
| 5. Qutub Minar        | 6. Red Fort          |
| 7. Rashtrapati Bhavan | 8. Parliament House  |

### WORKSHEET - 38

- |            |               |
|------------|---------------|
| 1. TOM     | 2. POPEYE     |
| 3. HANUMAN | 4. SCOOBY DOO |
| 5. NODDY   | 6. DONALD     |

### WORKSHEET - 39

- |           |           |
|-----------|-----------|
| 1. rainy  | 2. winter |
| 3. summer | 4. rainy  |
| 5. winter | 6. summer |
| 7. winter | 8. winter |

### WORKSHEET - 40

1. (c), 2. (b), 3. (d), 4. (a), 5. (a), 6. (b), 7. (c), 8. (b)

### WORKSHEET - 41

- |            |            |
|------------|------------|
| 1. Lavni   | 2. Bhangra |
| 3. Bihu    | 4. Cheraw  |
| 5. Dandiya |            |

### WORKSHEET - 42

- |         |           |
|---------|-----------|
| 1. Bank | 2. School |
|---------|-----------|

- |                   |                 |
|-------------------|-----------------|
| 3. Hospital       | 4. Market       |
| 5. Bus Stand      | 6. Fire Station |
| 7. Police Station | 8. Post Office  |
| 9. Park           |                 |

### WORKSHEET - 43

- |                 |                    |
|-----------------|--------------------|
| 1. REFRIGERATOR | 2. AIR CONDITIONER |
| 3. VIDEO CAMERA | 4. WATER PURIFIER  |
| 5. GEYSER       | 6. OVEN            |

### WORKSHEET - 44

1. (c), 2. (b), 3. (a), 4. (d), 5. (b), 6. (c), 7. (b), 8. (c)

### WORKSHEET - 45

- |             |            |
|-------------|------------|
| 1. Bear     | 2. Leopard |
| 3. Camel    | 4. Giraffe |
| 5. Kangaroo | 6. Kiwi    |

### WORKSHEET - 46

► Which of these is a machine? Put a tick (✓) if it is a machine and a cross (×) if it is not.

- |   |   |   |
|---|---|---|
| ✓ | × | × |
| ✓ | ✓ | ✓ |
| ✓ | ✓ | ✓ |

### WORKSHEET - 47

Do yourself.

### WORKSHEET - 48

► Hi! I am a computer. Write the names of my parts and colour them.

- |         |          |
|---------|----------|
| MONITOR | CPU      |
| MOUSE   | KEYBOARD |

### WORKSHEET - 49

► Answer the following questions :

- |                 |                  |
|-----------------|------------------|
| 1. Spacebar key | 2. Spacebar key  |
| 3. Enter key    | 4. Caps Lock key |
| 5. Arrow keys   |                  |

► Find out, how many of these keys are there in the keyboard given below :

- |      |       |       |
|------|-------|-------|
| 1. 1 | 2. 2  |       |
| 3. 4 | 4. 26 | 5. 10 |

## WORKSHEET - 50

1. G                      2. B  
3. G                      4. B  
5. G                      6. G

## WORKSHEET - 51

Do yourself.

## WORKSHEET - 52

- नीचे दिए गए चित्रों को पहचानकर इनके नाम लिखिए-



## WORKSHEET - 53

- किस नाव में क्या है, रंगीन पेंसिल से मिलान करो-
- फूल (2) सब्जियाँ (4) फल (1) खिलौने (5) पक्षी (6)  
पशु (3)

## WORKSHEET - 54

- 'ना' जोड़कर शब्द बनाइए-

ना	+	लाना
ना	+	जाना
ना	+	आना
ना	+	घोलना
ना	+	पढ़ना

- 'कर' लगाकर शब्द बनाइए-

कर	+	हँसकर
कर	+	पढ़कर
कर	+	नाचकर
कर	+	बोलकर
कर	+	लिखकर

- 'दार' लगाकर शब्द बनाइए-

दार	+	असरदार
दार	+	बदबूदार
दार	+	खुशबूदार
दार	+	दुकानदार

## WORKSHEET - 55

- निम्नलिखित प्रश्नों के उत्तर दीजिए-

1. किसी व्यक्ति वस्तु, प्राणी या स्थान के नाम को संग कहते हैं। जैसे- मोहर, कार, कुत्ता, दिल्ली।
2. संज्ञा के स्थान पर प्रयुक्त होने वाले शब्द सर्वनाम कहलाते हैं। जैसे- मैं, तुम, वह, आप, आदि।

- निम्नलिखित वाक्यों में से संज्ञा शब्दों को ढूँढ़कर लिखिए-

1. दशरथ, अयोध्या, राजा
2. हिमालय, पर्वत
3. मुंबई, नगर
4. पेड़, फल
5. गरीबों, दया

- निम्नलिखित संज्ञाओं के पाँच-पाँच उदाहरण लिखिए-

मनोज	राजा	दया
अशोक	अध्यापक	अहिंसा
स्नेहा	वकील	सुख
लता	प्रजा	दुख
ईशान	सैनिक	बुरा

## WORKSHEET - 56

- विलोम शब्द लिखो-

गंदा	दूर
दुख	गोरा
गीला	बाहर
खुला	रोना
गरम	ऊपर

## WORKSHEET - 57

Do yourself.



## WORKSHEET - 58

### ► समझो और लिखो-

केला	गुब्बारा	गमला
केले	गुब्बारे	गमलें
घोड़ा	चिड़िया	तितली
घोड़े	चिड़ियाँ	तितलियाँ
घड़ी	गुड़िया	मछली
घड़ियाँ	गुड़ियाँ	मछलियाँ

## WORKSHEET - 59

### ► नीचे दिए गए चित्रों की सहायता से लिखिए कि कौन-कौन क्या-क्या कर रहा है?

- अखबार पढ़ रहे हैं।
- खेल रहा है।
- पढ़ रही है।
- पूजा कर रही हैं।
- झाड़ू लगा रहा है।
- पौधों में पानी डाल रहा है।
- कपड़े धो रही है।

## WORKSHEET - 60

### ► उचित सर्वनाम भरकर कहानी पूरी कीजिए-

एक शेर पिंजरे में बंद हो गया। उसके पास से एक आदमी गुजरा। शेर ने आदमी से कहा— “यदि तुम मुझे इस पिंजरे से बाहर निकाल दो, तो मैं तुम्हें बहुत—सा खजाना दूँगा।”

आदमी बोला— “अगर बाहर निकलते ही तुमने मुझे खा लिया तो?” शेर ने कहा— “नहीं भाई! मैं वचन देता हूँ कि मैं तुम्हें नहीं खाऊँगा।”

### ► निम्नलिखित वाक्यों में खाली स्थानों में रेखांकित शब्दों के विलोम लिखिए।

- हार
- दुख; लाभ
- अशांत
- उजाला
- अनुचित

## WORKSHEET - 61

### ► पढ़ो, समझो और लिखो-

चीटी	चूहा	नर तोता
चीटा	चुहिया	माता तोता
चिड़ा	बकरा	शेर
चिड़िया	बकरी	शेरनी
हिरन	घोड़ा	बंदर
हिरनी	घोड़ी	बंदरिया

## WORKSHEET - 62

### ► कहानी पढ़कर निम्नलिखित प्रश्नों के उत्तर दीजिए-

- (ग), 2. (क), 3. (ख), 4. (क), 5. (घ)

## BOOK-3

## WORKSHEET - 1

### ► Put 'a' or 'an' correctly before these words :

- a
- an
- a
- an
- a
- an
- an
- a
- an

### ► Write the words in alphabetical (ABC) order :

- 4
- 4
- 3
- 4
- 4
- 2
- 1
- 3
- 4
- 1
- 2
- 3

### ► Rewrite words ending in 'ful' and 'less' for the following :

- useful
- careful
- colourful
- harmful
- powerful
- useless
- careless
- colourless
- harmless
- powerless

## WORKSHEET - 2

### ► Rearrange the words of the following groups to make sentences. Don't forget to use capital letters and full stops :

- Jaipur is also called the pink city.
- Ishaan ran to catch the ball.
- Delhi is the capital of India.
- The people of Japan speak in Japanese.
- Onam is the harvest festival of Kerala.

### ► Circle the ending that would make a complete sentence :

- (b), 2. (b), 3. (c), 4. (b), 5. (a)

### WORKSHEET - 3

- **Underline the 'Nouns' and state if they are 'Proper Nouns' or 'Common Nouns' :**

1. Mrs Avantika is my class teacher.

2. Sakshi's parents gave her a watch.

3. My father studied at St Xavier's School.

4. Sonal and her friend work at Mexico.

5. Mukesh and Ramesh visited Goa on Saturday.

- **Write the 'Past Tense' of the following 'Verbs' :**

- |           |            |
|-----------|------------|
| 1. slept  | 7. paid    |
| 2. caught | 8. lost    |
| 3. wrote  | 9. came    |
| 4. told   | 10. went   |
| 5. took   | 11. taught |
| 6. ate    | 12. tore   |

### WORKSHEET - 4

- **Rewrite these sentences using pronouns in place of underlined words :**

- Raja said to Sunil, "He must wait, he will join him soon."
- I am Rohan. My mother gave me a wrist watch.
- Rahul and I are brothers. We live in Mumbai.
- One evening when father came from his office, he found his room very untidy.
- Sneha is my friend. She sits next to me in the classroom.
- Akash wore a shirt. It was beautiful.
- I met Priya yesterday. She is a pretty girl.

- Ramu is a farmer. He lives in a village with his mother and sister.
- The baby was crying because it was hungry.

### WORKSHEET - 5

- **Write the correct gender words in the blanks :**

Masculine	Feminine
1.	lady
2. master	
3.	neice
4. dog	
5.	landlady
6. bride groom	
7.	daughter
8. hero	
9.	female
10. God	

- **Rewrite the following sentences putting ., , ' and Capital letters :**

- Manoj's grandfather grew very old.
- I don't accept my fee in cash.
- Yuvraj shouted with his friends and played to his heart's content.
- As years passed by, the sister's luck changed and she became very rich.
- Get up Ramesh. It's 90'clock.

### WORKSHEET - 6

- **With the given outline, complete the story. Give a suitable name to the story :**

#### Slow and Steady Wins the Race

A tortoise and a hare lived near the pond. One day they talked with each other and agreed to run a race. On a summer morning the race began. Hare raced ahead the tortoise in few seconds. Tortoise was moving very slowly. Hare was sure of his winning so it stopped to rest by a tree and suddenly it slept under the tree. Meanwhile tortoise passed by the hare and he went ahead of it. Hare awakened after a long time and it raced to the winning post but tortoise was already there waiting for hare.

Thus the tortoise won the race.

## WORKSHEET - 7

- Change the following Singular nouns into their Plural nouns :

- |            |                 |
|------------|-----------------|
| 1. desks   | 2. mirrors      |
| 3. buses   | 4. mosquitoes   |
| 5. vans    | 6. needles      |
| 7. shops   | 8. tigers       |
| 9. queens  | 10. calves      |
| 11. gases  | 12. foxes       |
| 13. duties | 14. butterflies |
| 15. beds   | 16. kisses      |

- Choose and underline the right word from the brackets :

- |                |                     |
|----------------|---------------------|
| 1. glasses     | 2. Tomatoes         |
| 3. buses       | 4. ladies           |
| 5. animals     | 6. valleys, journey |
| 7. city, flies | 8. geese, feet      |
| 9. buffaloes   | 10. stories         |

## WORKSHEET - 8

- Colour the actions you do :

buzz	scratch	play ✓	fly
read ✓	draw ✓	sleep ✓	bark
quack	swim ✓	push ✓	laugh ✓
stitch	grow ✓	chirp	drive

- Underline the verbs in these sentences :

- |                   |                    |
|-------------------|--------------------|
| 1. <u>jumps</u>   | 2. <u>dances</u>   |
| 3. <u>laughed</u> | 4. <u>built</u>    |
| 5. <u>cleans</u>  | 6. <u>plays</u>    |
| 7. <u>crawls</u>  | 8. <u>drink</u>    |
| 9. <u>wears</u>   | 10. <u>climbed</u> |

- What do these people do? Choose the most suitable word from the brackets :

- |            |          |
|------------|----------|
| 1. bakes   | 2. cuts  |
| 3. repairs | 4. plays |
| 5. teaches | 6. sings |
| 7. sells   | 8. cooks |

## WORKSHEET - 9

- Read each sentence carefully and write correct adjective for yourself :

- |           |           |
|-----------|-----------|
| 1. busy   | 2. greedy |
| 3. blind  | 4. wise   |
| 5. gentle | 6. strong |
| 7. light  |           |

## WORKSHEET - 10

- Underline the adverbs in these sentences. Also write whether it is a 'how', 'where' or 'when' adverb in the space provided :

- |                     |       |
|---------------------|-------|
| 1. <u>tomorrow</u>  | when  |
| 2. <u>here</u>      | where |
| 3. <u>quickly</u>   | how   |
| 4. <u>sweetly</u>   | how   |
| 5. <u>inside</u>    | where |
| 6. <u>well</u>      | how   |
| 7. <u>yesterday</u> | when  |
| 8. <u>away</u>      | where |
| 9. <u>every day</u> | when  |
| 10. <u>dearly</u>   | how   |

- Fill in the blanks with the adverbs given in the help box :

- |              |                    |
|--------------|--------------------|
| 1. ruddy     | 2. soundly         |
| 3. gently    | 4. patiently       |
| 5. carefully | 6. hard; certainly |
| 7. smartly   |                    |

## WORKSHEET - 11

- Match the words given in column 'A' with the antonyms given in column 'B' :

1. (g), 2. (f), 3. (b), 4. (i), 5. (h), 6. (j), 7. (e), 8. (a), 9. (d), 10. (c)

- Rewrite the following sentences replacing each italicised word with its antonym :

- I hate seeing movies with sad endings.
- It is unhealthy to eat chips every day.
- Ishaan has done the sums wrong.
- The bed is not as costly as the chair.
- My car runs very slow.



## WORKSHEET - 17

- Solve and fill in the blanks. Two have been done for you.

$$\begin{array}{r} 3 \quad (2) \quad (1) \\ + (4) \quad 6 \quad 4 \\ \hline 7 \quad 8 \quad 5 \end{array}$$

$$\begin{array}{r} 1 \quad 0 \quad 9 \\ + (7) \quad (6) \quad (0) \\ \hline 8 \quad 6 \quad 9 \end{array} \quad \begin{array}{r} 5 \quad 9 \quad 8 \\ + 3 \quad 1 \quad 9 \\ \hline (9) \quad (1) \quad (7) \end{array} \quad \begin{array}{r} 8 \quad 1 \quad 6 \\ - (1) \quad 4 \quad (0) \\ \hline 6 \quad 7 \quad 6 \end{array}$$

$$\begin{array}{r} 9 \quad (5) \quad (8) \\ - 6 \quad 4 \quad 5 \\ \hline 3 \quad 1 \quad 3 \end{array} \quad \begin{array}{r} (8) \quad (8) \quad (7) \\ - 2 \quad 1 \quad 4 \\ \hline 6 \quad 7 \quad 3 \end{array} \quad \begin{array}{r} 6 \quad 4 \quad 4 \\ + (1) \quad (5) \quad 9 \\ \hline 8 \quad 0 \quad 3 \end{array}$$

$$\begin{array}{r} 8 \quad (4) \quad (6) \\ - 1 \quad 3 \quad 8 \\ \hline 7 \quad 0 \quad 8 \end{array} \quad \begin{array}{r} 4 \quad 3 \quad (5) \\ + (2) \quad 7 \quad (4) \\ \hline 7 \quad 0 \quad 9 \end{array} \quad \begin{array}{r} 9 \quad 3 \quad 6 \\ - (7) \quad (5) \quad (8) \\ \hline 1 \quad 7 \quad 8 \end{array}$$

## WORKSHEET - 18

- Match the following columns:

120 + 800	→	730
250 + 150	→	920
430 + 300	→	400
800 + 130	→	615
215 + 400	→	930

- Tick (✓) true (T) or false (F) :

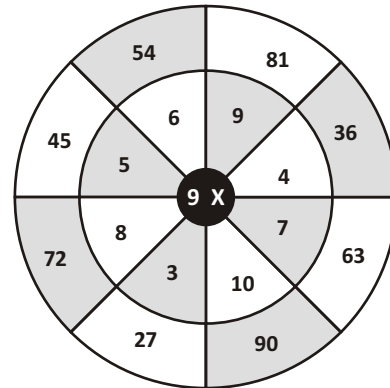
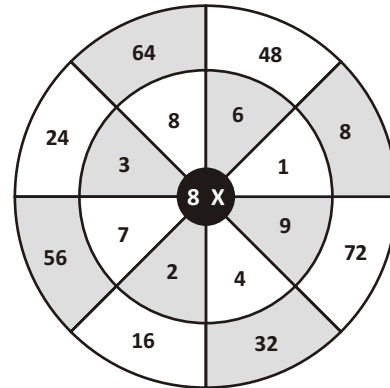
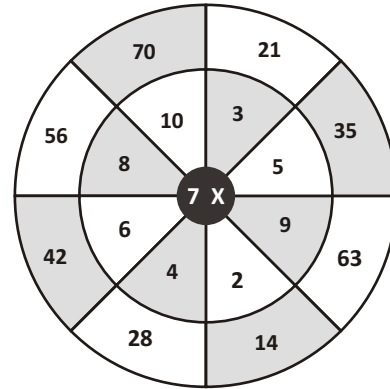
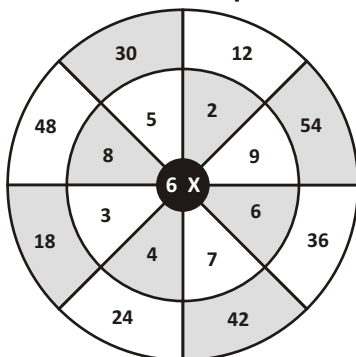
1. F, 2. F, 3. T, 4. F, 5. F

- Tick (✓) the correct answer :

1. (c), 2. (c), 3. (b)

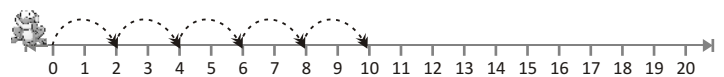
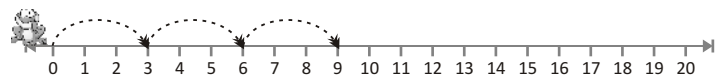
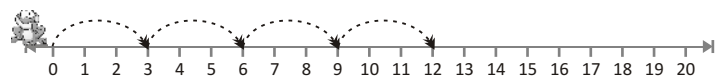
## WORKSHEET - 19

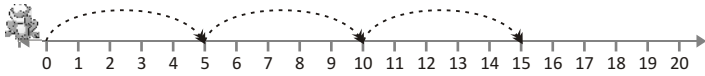
- Spin the wheels and complete the tables :



## WORKSHEET - 20

- Do the repeated addition (multiplication) on the number line.





5 three times or  $5 + 5 + 5 = 15$   
 $5 \times 3 = 15$

### WORKSHEET - 21

► Tick (✓) the correct answer :

1. (c), 2. (a), 3. (a), 4. (a), 5. (a), 6. (a), 7. (a), 8. (c),  
 9. (c), 10. (a)

### WORKSHEET - 22

► Multiply and colour the apples.


### WORKSHEET - 23

Do yourself.

### WORKSHEET - 24

► Write the dividend, divisor and quotient in the boxes. One has been done for you :

Dividend	Divisor	Quotient
15	5	3
24	8	3
72	8	9
99	9	11
100	5	20
60	12	5

51                    3                    17  
 110                   11                   10

► Write the division facts. One has been done for you :

$81 \div 9 = 9$	$81 \div 9 = 9$
$44 \div 4 = 11$	$44 \div 11 = 4$
$30 \div 5 = 6$	$30 \div 6 = 5$
$28 \div 4 = 7$	$28 \div 7 = 4$
$50 \div 5 = 10$	$50 \div 10 = 5$
$72 \div 8 = 9$	$72 \div 9 = 8$
$70 \div 7 = 10$	$70 \div 10 = 7$

### WORKSHEET - 25

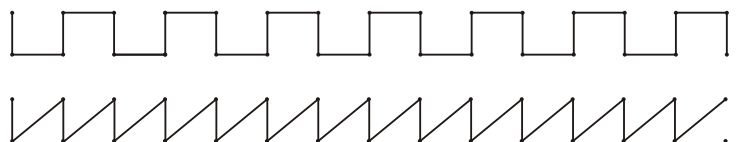
► Solve the following :

- |                |               |
|----------------|---------------|
| 1. 28 sweets   | 2. 695 rupees |
| 3. 175 girls   | 4. 64 rupees  |
| 5. 8 notebooks | 6. 9 rupees   |

### WORKSHEET - 26

► See the pattern and complete the series.


AD      AE      AF      AG      AH  
 DD      EE      FF      GG      HH



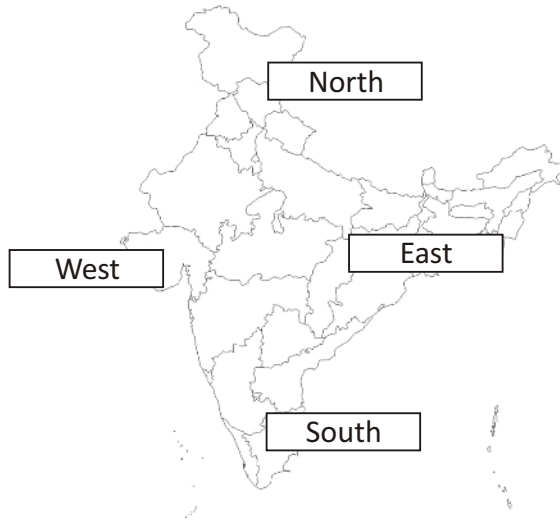
► Count the total number of rectangles and squares below.

Do yourself.



## WORKSHEET - 35

- In the given map of India, write the four directions and label three waterbodies.

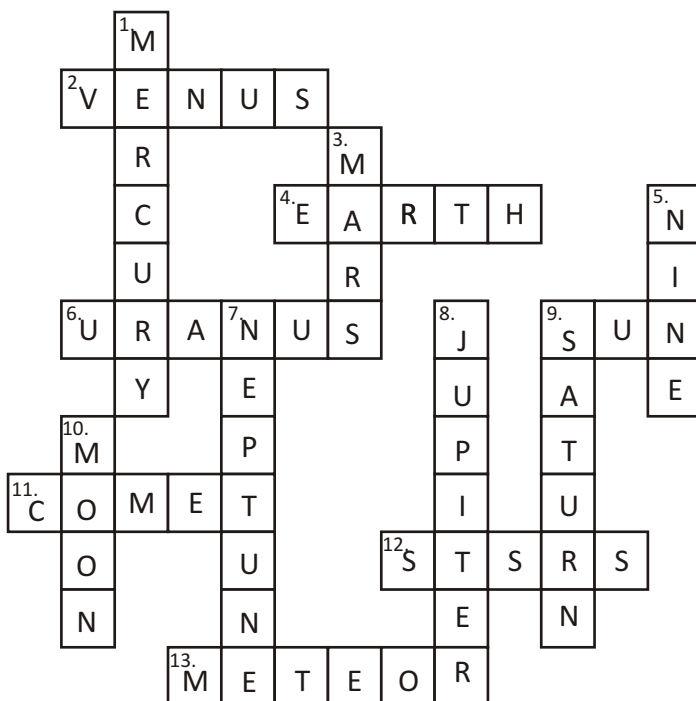


- Name the following :

1. Indian Ocean, Arctic Ocean, Pacific Ocean
2. Assam, Arunachal Pradesh, West Bengal
3. Goa, Gujarat, Maharashtra
4. Punjab, Haryana, Uttar Pradesh
5. Tamilnadu, Karnataka, Telangana

## WORKSHEET - 36

- Complete the following crossword puzzle with the help of given clues.

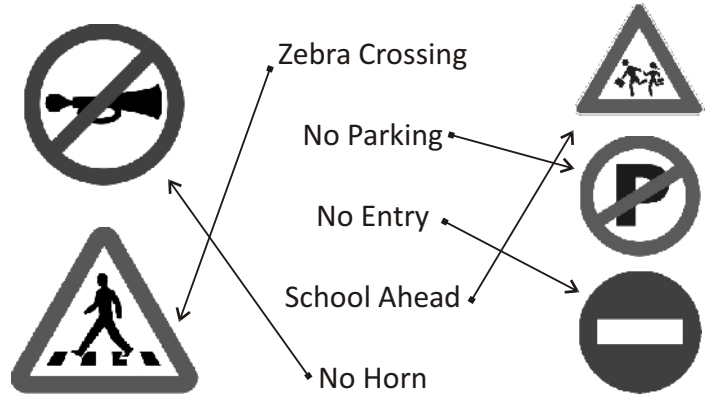


## WORKSHEET - 37

- Unscramble the words given in brackets to fill in the blanks:

2. zebra, 3. look, 4. arms; head, 5. step, 6. park, 7. queue, 8. disturb

- Match the following traffic signs to their meanings.



## WORKSHEET - 38

1. LANDSLIDE
2. FLOOD
3. VOLCANO
4. WILDFIRE
5. TSUNAMI
6. EARTHQUAKE

## WORKSHEET - 39

1. Jet Fuel
2. Electricity
3. Petrol
4. LPG
5. Diesel
6. CNG
7. Water
8. Wind
9. Coal

## WORKSHEET - 40

1. Anil Agarwal
2. Medha Patkar
3. Sunderlal Bahuguna
4. Anna Hazare
5. Sunita Narain

## WORKSHEET - 41

1. Shooting
2. Football
3. Cricket
4. Archery
5. Hockey
6. Cycling
7. Volleyball
8. Golf
9. Weightlifting

## WORKSHEET - 42

1. (c), 2. (a), 3. (b), 4. (b), 5. (a), 6. (b), 7. (c), 8. (a), 9. (b), 10. (b)



## WORKSHEET - 43

- Air pollution
- Water pollution
- Noise pollution
- Soil pollution
- Air pollution
- Water pollution

## WORKSHEET - 44

- 21
- 40
- 999
- 8
- 5
- 11
- 5
- 20
- 32
- 6
- 5
- Do yourself.

## WORKSHEET - 45

- Rakesh Sharma
- Kalpana Chawla
- Neil Armstrong
- Sunita Williams
- Yuri Gagarin
- Valentina Tereshokova

## WORKSHEET - 46

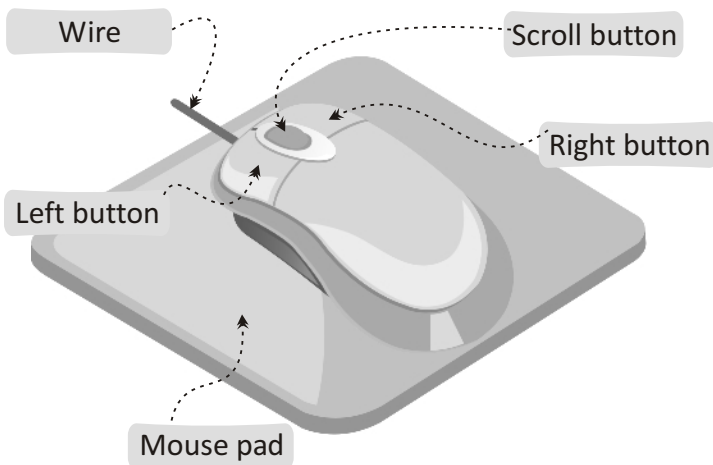
- (a), 2. (d), 3. (b), 4. (c), 5. (d), 6. (b), 7. (d), 8. (b), 9. (c), 10. (b)

## WORKSHEET - 47

- |          |         |          |
|----------|---------|----------|
| Monitor  | CPU     | Mouse    |
| Speakers | Printer | Keyboard |

## WORKSHEET - 48

- Write the name of the parts of a mouse in the box.



- Fill in the blanks using words from the help box :
- Double-click,
  - an item,
  - mouse pad,
  - pointing device

## WORKSHEET - 49

- Match the following :

- move the cursor right, left, up or down
- deletes the character at the current cursor position
- deletes the character just to the left of the cursor
- all alphabets appear in the capital letters on the monitor
- used to type and print the characters in the upper portion of number keys

- Colour the keys according to the instructions.

Do yourself.

## WORKSHEET - 50

- Check out how much do you know about the world of computers. Tick (✓) the correct answer below :

- (a), 2. (a), 3. (c), 4. (c), 5. (c), 6. (b), 7. (b), 8. (b)

## WORKSHEET - 51

- Smita is nine years old. She is very obedient child. She wants to help her parents. Circle the things that you think Smita can do for her parents :

- |                          |                     |
|--------------------------|---------------------|
| feed the pet             | clean the table     |
| buy bread and milk       | lay the table       |
| bring in the newspaper   |                     |
| answer the phone         | pack her school bag |
| fetch Granny's specs     | polish her shoes    |
| wash the utensils        |                     |
| help Granny make her bed |                     |

- Fill in the blanks. Choose words from the brackets :

- know,
- wellwisher,
- disobedience

## WORKSHEET - 52

- Read each of the following sentences. Make smiley ☺ if the sentence shows respect and make weepy ☹ if it shows disrespect :

1. ☹, 2. ☹, 3. ☺, 4. ☺, 5. ☹, 6. ☺,

- All of us want to be treated with respect. Write four things you can do so that your friends respect you.

Do yourself.

- Draw an I RESPECT YOU card for the person you respect the most.

Do yourself.

## WORKSHEET - 53

- नीचे दिए गए चित्रों को देखकर जंगली जानवर व पालतू पशुओं की सूची बनाओ-

जंगली जानवर	पालतू पशु
शेर	घोड़ा
हाथी	ऊँट
चीता	कुत्ता
भालू	गाय
हिरन	भैंस
लोमड़ी	बकरी

- चित्र में दिए गए पशुओं के अतिरिक्त कुछ अन्य नाम नीचे दिए गए स्थान में लिखो-

जंगली जानवर	पालतू पशु
बारहसिंहा	बिल्ली
मगरमच्छ	मुरगी
बंदर	भेड़
तेंदुआ	बैल
जिराफ	

## WORKSHEET - 54

- कनिका को भूख लगी थी। वह रसोईघर में गई और कुछ ढूँढ़ने लगी। उसे बताओ किसमें क्या है-



## WORKSHEET - 55

- पशु-पक्षियों की बोलियों को सही स्थान पर लिखो। किन्हीं पाँच के चित्र भी बनाओ या चिपकाओ।

पशु-पक्षी	बोलियाँ
चिड़ियाँ	चहकना
मक्खियाँ	भिनभिनाना
गाय	रँभाना
घोड़ा	हिनहिनाना
बकरी	मिमियाना
कोयल	कूकना
शेर	दहाड़ना

## WORKSHEET - 56

- दिए गए शब्द और उनके उलटे अर्थ ढूँढ़कर दी गई जगह में लिखो—

ठंडा × गरम	बैठना × उठना
साफ × गंदा	पास × दूर
पीछे × आगे	जागना × सोना
कम × अधिक	गीला × सूखा
ठंडा × गरम	नीचे × ऊपर
बाहर × अंदर	जल्दी × धीरे
बंद × खुला	धूप × छाया

## WORKSHEET - 57

- सही उत्तर के सामने (✓) लगाइए-

(क) पीतांबर	(ख) पाप	(ग) अनर्थ
(घ) सुधा	(ङ) अनल	(च) दुर्लभ
(छ) विदेशी		

- प्रत्येक वाक्यांश के लिए एक-एक शब्द लिखिए-

(क) क्षम्य	(ख) वाचाल	(ग) आकाशगामी
(घ) अजय	(ङ) दुर्लभ	(च) अस्तिक

## WORKSHEET - 58

- एक से अनेक के लिए शब्द बनाकर लिखो-

गमले	गेंदे
थैले	नावें
पौधे	पेंसिलें
केलें	किताबें
मेमने	मेजे

► एक और अनेक के सही जोड़े बनाकर लिखो—

एक	अनेक
सलाई	सलाइयाँ
चीटी	चीटियाँ
दवाई	दवाइयाँ
मिठाई	मिठाइयाँ
कहानी	कहानियाँ
तितली	तितलियाँ

### WORKSHEET - 59

► निम्नलिखित वाक्यों में से संज्ञा शब्दों को छाँटकर लिखो।

1. अशोक, राजा
2. लक्ष्मीबाई, नारी
3. लड़का, सड़क
4. काम
5. सच्चाई

► रेखांकित शब्दों के वचन बदलकर वाक्य पुनः लिखो।

1. पेड़ों से पत्ते टूटकर गिरे।
2. कमरे के परदे पुराने हो गए हैं।
3. वे लड़के कल दिल्ली जाएंगे।
4. उसने हमें कविता सुनाई।
5. लड़के ने मिठाई खाई।

► निम्नलिखित शब्दों से भाववाचक संज्ञाएँ बनाओ—

बचपन	पिताई
भलाई	योग्यता
मिठाई	कड़वाहट
चालाकी	गरीबी

### WORKSHEET - 60

► चित्र की जगह शब्द लिखकर वाक्य पूरा करो—

1. रात को आसमान में चाँद दिखाई देता है।
2. सुबह सूरज निकलते ही उजाला हो जाता है।
3. पेड़ पर चिड़िया का घोंसला है।
4. बच्चे बैट और गेंद से क्रिकेट खेल रहे हैं।
5. पंद्रह अगस्त को हम पतंग उड़ाते हैं।
6. नानी जी ऐनक लगाकर अखबार पढ़ती हैं।
7. पानी की हर बूँद कीमती होती है।

### WORKSHEET - 61

► आप इन्हें जानते हैं न! इनके बारे में दो-दो वाक्य लिखो—

दरजी हमारे शरीर का नाप लेता है।

**डॉक्टर**

डॉक्टर हमारा इलाज करता है।

डॉक्टर समाज का रक्षक होता है।

**डाकिया**

डाकिया हमारा पत्र लेकर आता है।

डाकिया खाकी रंग की पोशाक पहनता है।

अध्यापक

अध्यापक हमें पढ़ाते हैं।

अध्यापक समाज का निर्माण करते हैं।

### WORKSHEET - 62

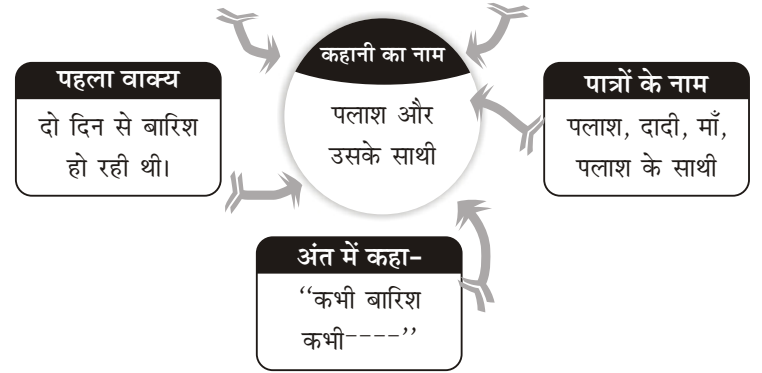
► कहानी पढ़ो और उत्तर लिखो—

**नानी क्या लेकर आई?**

गरम-गरम मूँगफलियाँ।

**पलाश और साथी क्यों उदास थे?**

क्योंकि वे कई दिनों से खेल नहीं पाए थे।



### BOOK-4

### WORKSHEET - 1

► Rearrange these words to make sentences that match the pictures. Remember to start statement with a capital letter and end with a full stop :

1. The lion is the king of the forest.
2. The dog jumped over the fence.
3. The lion caught the deer.
4. We went for a picnic last week.
5. A bicycle has two wheels.

### WORKSHEET - 2

► Match the beginning (Subject) in column 'A' with the ending (Predicate) in column 'B' to make sentences about animals' homes :

1. (c), 2. (g), 3. (a), 4. (h), 5. (b), 6. (f), 7. (e), 8. (d)

► Underline the subjects and circle the predicates in these sentences :

2. A giant (came out of the cave.)

3. A dove (is often used as a symbol of peace.)

4. A healthy mind (resides in a healthy body.)

5. The weather (is very hot today.)

6. Ramesh's birthday party ended at 9 o'clock.
7. My friends and I went to church on Sunday.
8. Rose is a beautiful flower.
9. A tiger is a type of large cat.
10. The girl has chubby cheeks.
11. Hot weather makes us thirsty.
12. A car has four wheels.

### WORKSHEET - 3

- Colour the boxes that contain a noun.

sun ✓	brave	Marry ✓	many
newspaper ✓	car ✓	Heena ✓	jump
bread ✓	hospital ✓	tall	Lotus ✓
famous	coffee ✓	orange ✓	table ✓
fish ✓	weep	crab ✓	lake ✓
earth ✓	telephone ✓	alligator ✓	laugh

- In each group of words, circle the word that is not a noun :

2. (drink)    3. (pour)    4. (talk)    5. (sing)  
6. (round)

- Pick out the nouns from the following sentences and write them in the space provided :

1. girl, bat
2. Principal, students
3. Aarti, singer,
4. Kolkata, city
5. Peacock, bird
6. Chess
7. Krishna, June
8. People, Bus

### WORKSHEET - 4

- State the genders of the following nouns. One has been done for you :

2. Masculine
3. Masculine
4. Neutral
5. Masculine
6. Neutral
7. Neutral
8. Feminine
9. Neutral
10. Masculine

- Rewrite the following sentences with the change of masculine/feminine gender of underlined nouns :

1. The girl held her father's hand tightly.
2. There are four mares in the farm.
3. My brother is the hero of the film.
4. Amrit's grandmother is a kind lady.
5. The actor enacted the role of a king in the play.
6. The tigress we saw in a jungle is the mother of these cubs.
7. The empress of Egypt was a good dancer.
8. The lioness stood under the tree.

### WORKSHEET - 5

- Unscramble the letters in the brackets. Then write the collective nouns in the blanks :

1. library
2. bunch
3. flock
4. team
5. army
6. staff
7. pair
8. pride
9. boquete
10. class
11. swarm
12. crowd

### WORKSHEET - 6

- Rewrite the following sentences from Plural to Singular :

1. Monkey ate cherry and mango.
2. Thief killed the ox with his knife.
3. Elf was standing of cliff.
4. Child bought berry, potato and flower from the market.
5. Teacher kept the book on the shelf.

- Rewrite the following sentences from Singular to Plural :

1. The children's feet and teeth are aching.
2. We saw geese and ducks at the pond.
3. The giraffes ate the tender leaves from the bushes.
4. Dukes shot deers and oxen.
5. Actresses wore green scarves.

## WORKSHEET - 7

- Colour the boxes that contain a pronoun :

she ✓	desk	blue	her ✓	new
take	your ✓	I ✓	it ✓	them ✓
colour	me ✓	bird	sink	we ✓
him ✓	old	computer	his ✓	this ✓
you ✓	mine ✓	its ✓	laugh	their ✓

- Rewrite the following sentences using pronouns where necessary to avoid using nouns again :

- The girl did not reply when I spoke to her.
- He blew the balloon up so much that it burst.
- Sonia was absent from school because she was ill.
- The children cried when they were beaten up.
- The book belongs to Ravi. He bought the book last week.
- The mother said that she had a headache.

## WORKSHEET - 8

- Observe the picture and write few sentences :

This is the scene of a railway platform. A train has stopped just now on the platform. Passengers are going in the train. Some vendors are selling their goods on the platform. This is a very busy place. Every person is running here and there on the platform. A little boy is buying some eatables from a vendor.

## WORKSHEET - 9

- Pick out the verbs in the following and write in the space provided :

like  
is  
hurt  
do  
pull  
drive  
play

- Pick out verbs in the following sentences. If the verb consists of more than one word, identify the helping verbs, as shown in sentences 1-3 below :

### Verbs

### Helping Verbs

- |          |       |
|----------|-------|
| 4. takes | –     |
| 5. seen  | have  |
| 6. left  | –     |
| 7. is    | –     |
| 8. win   | shall |
| 9. lift  | can   |
| 10. gone | have  |

## WORKSHEET - 10

- Fill in the blanks with suitable Adjectives given in the brackets :

- great, 2. big, 3. many, 4. some, 5. ten, 6. this, 7. which

- Underline the Adjectives in the sentences given below :

- |                    |             |
|--------------------|-------------|
| 1. <u>small</u>    | 2. yellow   |
| 3. <u>charming</u> | 4. black    |
| 5. <u>arrogant</u> | 6. dirty    |
| 7. <u>cunning</u>  | 8. huge     |
| 9. <u>heavy</u>    | 10. dancing |

- Underline the Adjectives in the following sentences and name their kind in the brackets given :

- |                |          |
|----------------|----------|
| 1. black, long | 2. four  |
| 3. what        | 4. these |
| 5. many        | 6. long  |
| 7. which       |          |

## WORKSHEET - 11

- Complete the comparisons with the words given in the box :

- wise, 2. busy, 3. cool, 4. light, 5. proud, 6. green, 7. quick, 8. straight

- Make sentences using the similes given below :

- My brother is as brave as a lion.
- I was as hungry as a wolf yesterday.
- You are as wet as a fish.
- Smita is as cunning as a fox.

## WORKSHEET - 12

- **Fill in the blanks with suitable adverbs of manner chosen from those given withing brackets :**

1. peacefully, 2. properly, 3. well, 4. quickly, 5. eagerly, 6. quietly, 7. painfully, 8. slowly

- **Replace the words in bold with Adverbs :**

1. Teacher teaches us softly.
2. My mother shouted angrily.
3. Suneet runs fastly.
4. Neha arrived early.
5. I lifted the box carefully.

## WORKSHEET - 13

- **Fill in the blanks with the conjunctions given in the help box :**

1. and, 2. but, 3. because, 4. though, 5. or, 6. so

- **Rewrite the sentences with the correct conjunctions :**

1. I could not sleep well because I was upset.
2. The boys went to the beach but they did not swim.
3. We must leave now otherwise we will miss the train.
4. Sunil went to the zoo and he saw many animals there.

## WORKSHEET - 14

- **Read the poem and answer the following questions :**

1. The North wind brings cold weather.
2. West wind is the best wind.
3. North wind blows the bait in the fishes' mouth.
4. North/South/forth/mouth
5. Spring season

## WORKSHEET - 15

- **Write a letter to your uncle thanking him for the birthday present sent by him on your birthday.**

E – 798/2B (Sender's address)

Vasant Vihar, New Delhi

28/2/2019

Dear Uncle

Thank you for the lovely wrist watch that you sent me on my birthday. It is really a very lovely present. It will be very useful for me. I will wear it in the exam time.

Since a long time I wanted to have this. Uncle, when will you come to us? Pay my regards to dear aunt.

Yours affectionately

Abhinav Shukla (Name)

## WORKSHEET - 16

- **Match the numbers with their number names.**

2. seven thousand five hundred sixty
3. nine thousand fifty-two
4. five hundred ninety-eight
5. eight thousand seven hundred seventy-six
6. two thousand nine hundred twenty
7. nine thousand nine hundred ninety-nine
8. six thousand four hundred eighty
9. five thousand nine hundred sixty-two
10. nine thousand one
11. four thousand seventeen

- **Write the number name for the following :**

1. Eight thousand seven hundred sixty
2. Do yourself.

## WORKSHEET - 17

- **Write the following numbers in expanded form. One has been done for you.**

900000 + 30000 + 2000 + 600 + 30 + 7

600000 + 80000 + 3000 + 100 + 80 + 4

100000 + 5000 + 30 + 2

700000 + 50000 + 6000 + 100 + 20 + 5

300000 + 80000 + 7000 + 800 + 80 + 9

100000 + 20000 + 1000 + 200 + 20 + 1

500000 + 60000 + 7000 + 300 + 50 + 6

- **Write the following numbers in short form :**

92,17,627      33,02,239      72,78,501

80,09,382      60,45,263

## WORKSHEET - 18

- Colour the even number cloud RED and the odd number cloud BLUE :

R 7,578	B 5,141	R 4,280	B 3,333
R 7,516	R 8,350	B 1,647	R 8,888
R 2,952	R 3,092	R 4,878	
	B 4,685	R 696	

- Write five even numbers between :

- 624 626 628 630 632
- 1424 1426 1428 1430 1432
- 3956 3958 3960 3962 3964

- Write five odd numbers between :

- 527 529 531 533 535
- 1979 1981 1983 1985 1987
- 4623 4625 4627 4629 4631

- Write down the birth year of 10 students in your class.

Do yourself.

## WORKSHEET - 19

- Arrange and write the following numbers in increasing order :

- 6/73/347/4568/9830/29588
- 5/50/550/5550/55550/555550
- 79/792/7924/7931/7956/7984
- 459/490/4799/4869/46281/48845
- 909/990/9909/9990/99909/99990

- Arrange and write the following numbers in decreasing order :

- 78947/78945/78942/7897/7845/7842
- 7939/4589/345/229/67/42
- 93923/63662/8493/7438/4892/1343
- 444444/44444/4444/444/44/4
- 74384/7472/783/747/729/72

## WORKSHEET - 20

- Add the following numbers :

7 9 4 3 3 2 4 4 8 2 8 3 + 7 1 0	5 3 6 7 8 8 2 2 8 9 1 6 7 4 + 1 9	5 8 0 0 4 4 4 7 8 4 5 3 + 5 3 3 0
82, 874	1, 37, 660	5, 90, 211

9 8 7 9 9 6 5 2 3 2 + 4	8 4 3 8 3 5 5 7 4 3 6 3 0 0 + 6 4 3 1	3 6 3 4 4 4 8 7 7 1 6 7 4 + 3 5 6
99, 487	9 9, 4 8 7	1, 5 2, 8 5 7

8 0 0 2 4 4 7 8 4 5 6 3 3 + 5 9 1 3	7 3 4 1 8 1 4 9 4 8 + 2	6 4 9 9 7 8 3 4 5 2 4 1 + 3 4
4 3, 2 5 1	7 4, 9 2 2	9 6, 3 5 4

8 4 8 9 0 1 6 7 8 6 6 2 5 3 2 3 3 + 8 9 8 6 5	1 0 0 0 8 4 0 0 8 5 0 6 + 9 0 2	2 9 2 2 2 3 3 2 7 6 2 + 9 2
16, 7 0, 6 6 1	7 4, 9 2 2	3 0, 4 0 8

## WORKSHEET - 21

- Solve the following word problems :

- 12,402
- 2,590
- 3,3,100
- 4,3,015
- 4,727

## WORKSHEET - 22

- Subtract the following numbers :

5 8 2 6 - 4 2 4 8	7 5 2 2 - 4 6 6 3	1 4 2 3 - 1 1 5 8
1 5 7 8	2 8 5 9	2 6 5

$\begin{array}{r} 7005 \\ - 1698 \\ \hline 5307 \end{array}$	$\begin{array}{r} 4785 \\ - 4088 \\ \hline 697 \end{array}$	$\begin{array}{r} 7734 \\ - 4545 \\ \hline 3189 \end{array}$
$\begin{array}{r} 8631 \\ - 1674 \\ \hline 6957 \end{array}$	$\begin{array}{r} 5820 \\ - 4932 \\ \hline 888 \end{array}$	$\begin{array}{r} 4692 \\ - 2889 \\ \hline 1803 \end{array}$
$\begin{array}{r} 5997 \\ - 4799 \\ \hline 1198 \end{array}$	$\begin{array}{r} 5106 \\ - 2333 \\ \hline 2773 \end{array}$	$\begin{array}{r} 4972 \\ - 3578 \\ \hline 1394 \end{array}$
$\begin{array}{r} 9762 \\ - 9569 \\ \hline 193 \end{array}$	$\begin{array}{r} 3837 \\ - 1827 \\ \hline 2010 \end{array}$	$\begin{array}{r} 1836 \\ - 826 \\ \hline 1010 \end{array}$
$\begin{array}{r} 6711 \\ - 1044 \\ \hline 5667 \end{array}$	$\begin{array}{r} 1429 \\ - 1280 \\ \hline 149 \end{array}$	$\begin{array}{r} 3012 \\ - 2233 \\ \hline 779 \end{array}$
$\begin{array}{r} 4239 \\ - 2580 \\ \hline 1659 \end{array}$	$\begin{array}{r} 5209 \\ - 3284 \\ \hline 1925 \end{array}$	

### WORKSHEET - 23

► Solve the following word problems :

- 3519
- 2001
- 2734
- 746

### WORKSHEET - 24

► Multiply the following numbers :

$\begin{array}{r} 365 \\ \times 14 \\ \hline 5110 \end{array}$	$\begin{array}{r} 980 \\ \times 18 \\ \hline 17,640 \end{array}$	$\begin{array}{r} 468 \\ \times 80 \\ \hline 37,440 \end{array}$
$\begin{array}{r} 264 \\ \times 73 \\ \hline 19,272 \end{array}$	$\begin{array}{r} 588 \\ \times 35 \\ \hline 20,580 \end{array}$	$\begin{array}{r} 269 \\ \times 28 \\ \hline 7,532 \end{array}$
$\begin{array}{r} 384 \\ \times 67 \\ \hline 25,728 \end{array}$	$\begin{array}{r} 675 \\ \times 43 \\ \hline 29,025 \end{array}$	$\begin{array}{r} 576 \\ \times 94 \\ \hline 54,144 \end{array}$
$\begin{array}{r} 716 \\ \times 56 \\ \hline 40,096 \end{array}$	$\begin{array}{r} 101 \\ \times 27 \\ \hline 2727 \end{array}$	$\begin{array}{r} 749 \\ \times 48 \\ \hline 35,952 \end{array}$

$\begin{array}{r} 468 \\ \times 84 \\ \hline 39,312 \end{array}$	$\begin{array}{r} 821 \\ \times 57 \\ \hline 46,797 \end{array}$	$\begin{array}{r} 344 \\ \times 93 \\ \hline 31,992 \end{array}$
$\begin{array}{r} 179 \\ \times 11 \\ \hline 1969 \end{array}$	$\begin{array}{r} 600 \\ \times 62 \\ \hline 37,200 \end{array}$	$\begin{array}{r} 741 \\ \times 73 \\ \hline 54,093 \end{array}$
$\begin{array}{r} 596 \\ \times 41 \\ \hline 24,436 \end{array}$	$\begin{array}{r} 237 \\ \times 88 \\ \hline 20,856 \end{array}$	

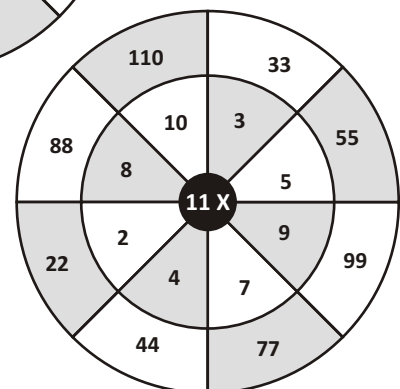
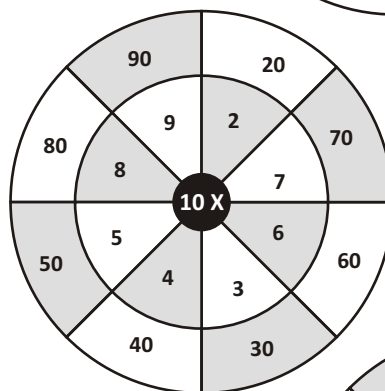
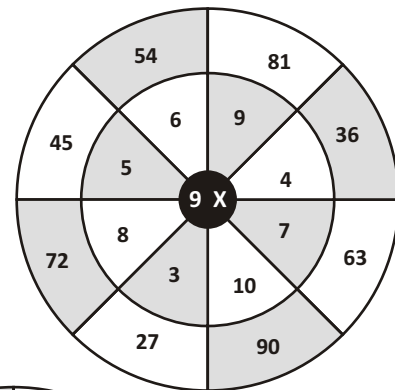
### WORKSHEET - 25

► Solve the following word problems :

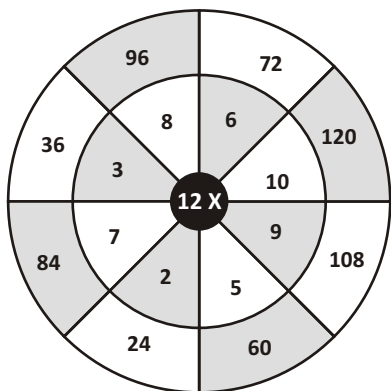
- 4,04,856
- 3588 watt
- 35,341 bolts
- 1,243 inches

### WORKSHEET - 26

► Spin the wheel and complete the tables :







### WORKSHEET - 27

► Solve the following problems :

$$\begin{array}{lll} = 123 & = 78 & = 153 \\ = 197 & = 352 & = 61 \end{array}$$

► Division word problems :

1. ₹ 60, 2. ₹ 30, 3. 54 emails, 4. 42 bouquets

### WORKSHEET - 28

► Match the following columns. One has been done for you :

► Put like and unlike fractions in correct box.

Like fractions

$$\frac{1}{9}, \frac{2}{9}, \frac{7}{9}, \frac{8}{9}, \frac{4}{9}, \frac{5}{9}$$

Unlike fractions


$$\frac{2}{5}, \frac{7}{8}, \frac{11}{15}, \frac{2}{7}, \frac{2}{3}, \frac{3}{4}$$

### WORKSHEET - 29

► Show the given time on the clock :


Do yourself.

► Tell the time :



### WORKSHEET - 30

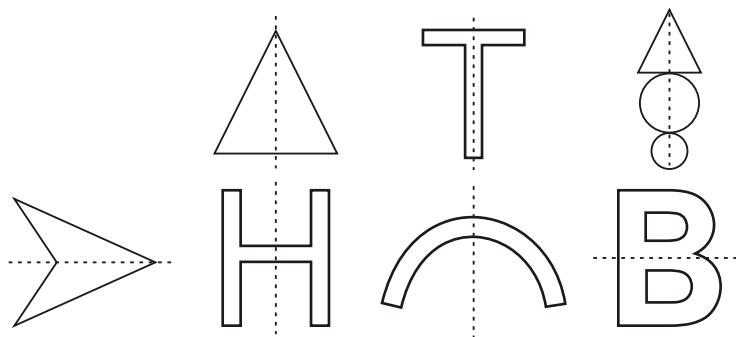
► Look at the patterns and complete the series :



DA AE EA AF FA

ABD ABE ABF ABG ABH

► Draw a line to divide the picture into two similar mirror halves :



### WORKSHEET - 31

► Complete the sentences. Then, write the circled letters to find the hidden word in the message.

2. ch@w

3. w@ste

4. vegetab@es

5. s@reet

6. fres@h

7. tid@y

8. balanced    9. more    10. roadside  
 11. fried    12. junk    13. vegetable

**HEALTHY EATING**

**WORKSHEET - 32**

- ▶ Put a tick (✓) for the rules you should follow and a cross (x) for the wrong ones.

1. (✓), 2. (x), 3. (✓), 4. (x), 5. (✓), 6. (✓), 7. (✓),  
 8. (x), 9. (x)

- ▶ Recognize the road signs and symbols and write what each sign represents :

Do yourself.

**WORKSHEET - 33**

- ▶ Name the following :

- |                    |              |
|--------------------|--------------|
| 1. (a) Rice        | (b) Potatoes |
| 2. (a) Clove       | (b) Cordamom |
| 3. (a) Urad        | (b) Arhar    |
| 4. (a) Apple       | (b) Spinach  |
| 5. (a) Eggs        | (b) Chicken  |
| 6. (a) sunflower   | (b) coconut  |
| 7. (a) cow         | (b) buffalo  |
| 8. (a) goat        | (b) deer     |
| 9. (a) lion        | (b) hawk     |
| 10. (a) asofoetida | (b) cloves   |

**WORKSHEET - 34**

- ▶ Use the letter code to write the answers in the blanks.

- |                 |                         |
|-----------------|-------------------------|
| 1. sunlight,    | 2. windows; ventilators |
| 3. wire-netting | 4. dustbin              |
| 5. drainage     |                         |

**WORKSHEET - 35**

- ▶ Refer your science book and tick (✓) the correct option :

1. (a), 2. (c), 3. (b), 4. (a), 5. (b), 6. (a), 7. (b), 8. (b)

**WORKSHEET - 36**

- ▶ Fill in the blanks with the help of help box :

1. loo, 2. see breeze, 3. Temperature; climatic conditions, 4. 800 cm, 5. rainfull, 6. western; disturbance

- ▶ Read the temperature of some cities in the month of June. Then answer these questions :

- |               |               |
|---------------|---------------|
| 1. Jaipur,    | 2. 0.4 degree |
| 3. Port Blair | 4. Shimla     |

**WORKSHEET - 37**

- ▶ Choose the correct option given in the brackets and fill in the blanks :

1. 53, 2. evergreen, 3. mountain, 4. Sundari,  
 5. Tamil Nadu

- ▶ Give two examples of each of the following :

- Cactus, Euphorbias
- (a) National River Conservation Plan  
 (b) National Action Programme to combat deforestation.
- Rhinoceros/Leopard
- broad winged hawks/snowy owls
- Rajaji National Park

- ▶ Match the columns :

1. (d), 2. (c), 3. (e), 4. (a), 5. (b)

**WORKSHEET - 38**

- ▶ Mother Earth has been very kind to us. We upset Mother Nature by polluting it. We should do everything possible not to pollute our surroundings. Colour the boxes that show right actions green. Colour the boxes that show wrong actions red.

✓	✓	✓	✓	✓
✓	x	x	x	x
x	✓	✓	✓	✓
✓	✓	✓	x	✓
✓	x	x	✓	x
✓	x	✓	x	✓

**WORKSHEET - 39**

- ▶ Read the clues and unscramble the following :

- |               |              |
|---------------|--------------|
| 1. MINING     | 2. GYPSUM    |
| 3. JAMSHEDPUR | 4. ALUMINIUM |
| 5. DIGBOL     |              |

- ▶ Tick (✓) the correct option :

1. ore, 2. metallic, 3. non-metallic, 4. Neyveli, 5. mineral oil

► **Match the following columns :**

1. (b), 2. (c), 3. (e), 4. (a), 5. (d)

### WORKSHEET - 40

► **Tick (✓) the correct option given in the brackets :**

1. Making utensils                      2. Large-scale  
3. Ludhiana                                4. Chittaranjan  
5. Mormugao

► **Write 'T' for true or 'F' for false :**

1. (✓), 2. (×), 3. (×), 4. (✓)

► **Write the names of two places, where these industries are located :**

1. Mawana                                  Daurala  
2. Bangalore                                Hyderabad  
3. Kolkata                                    Kanpur  
4. Aurangabad                               Haridwar  
5. Surat                                        Varanasi

► **Using an example, explain the need to convert raw materials into finished goods.**

Do yourself.

### WORKSHEET - 41

► **Fill in the blanks :**

1. Republic, 2. constitution, 3. socialist and secular,  
4. secularism

► **Write 'T' for true or 'F' for false :**

1. (F), 2. (T), 3. (T), 4. (T)

► **Answer the following questions :**

Do yourself.

### WORKSHEET - 42

► **Tick (✓) the correct option from the brackets :**

1. respect, 2. saffron, 3. wheel, 4. Sarnath, 5. stand  
at attention

► **Match the following columns :**

1. (b), 2. (c), 3. (e), 4. (a), 5. (d)

► **Read the clues and answer the following :**

1. Tiranga, 2. Bankim Chandra Chattopadhyay,  
3. Satyamev Jayate, 4. Ravindranath Tagore

► **What do the three colours on our National flag stand for?**

Do yourself.

### WORKSHEET - 43

1. Jellyfish                      2. Sea-horse                      3. Octopus  
4. Piranha fish                      5. Electric Eel                      6. Cat Fish  
7. Krill                              8. Mudskipper                      9. Crocodile  
10. Sea lion                      11. Sea Anemone

### WORKSHEET - 44

1. KIDNEYS                      2. MUSCLES                      3. LUNGS  
4. BLOOD                      5. RIBCAGE

### WORKSHEET - 45

1. Railway Station                      2. Laboratory  
3. Cinema Hall                      4. Museum  
5. Library                              6. Cold-store  
7. Theatre                              8. Hospital

### WORKSHEET - 46

1. Fire Brigade                      2. Water Tanker                      3. Tractor  
4. Garbage Truck                      5. Crane  
6. Winter Service Vehicle

### WORKSHEET - 47

1. River : Hugli                      2. River : Sabarmati  
City : Kolkata                      City : Ahmedabad  
3. River : Yamuna                      4. River : Ganga  
City : Delhi                      City : Haridwar  
5. River : Brahmaputra  
City : Guwahati

### WORKSHEET - 48

1. FABLE                      2. EPIC                      3. BALLAD  
4. ESSAY                      5. RHYME                      6. NOVEL  
7. DIALOGUE

### WORKSHEET - 49

1. Kedarnath Temple                      2. Golden Temple  
3. Jantar Mantar                      4. Dal Lake  
5. Dhamek Stupa                      6. Sukhna Lake

### WORKSHEET - 50

1. (b), 2. (a), 3. (f), 4. (h), 5. (g), 6. (c), 7. (e), 8. (d)

## WORKSHEET - 51

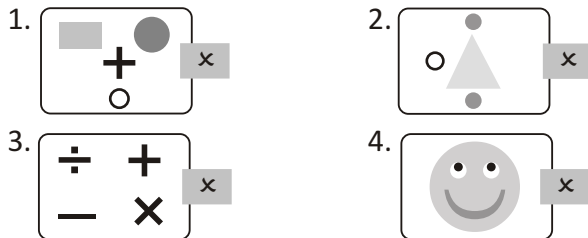
1. (a), 2. (c), 3. (b), 4. (a), 5. (a), 6. (b), 7. (a), 8. (b)

## WORKSHEET - 52

1. USA, 2. Spain, 3. Japan, 4. India, 5. China, 6. Brazil, 7. England, 8. Japan, 9. Indonesia, 10. Scotland, 11. Bhutan, 12. Korea

## WORKSHEET - 53

- Cross out the figure which is odd :

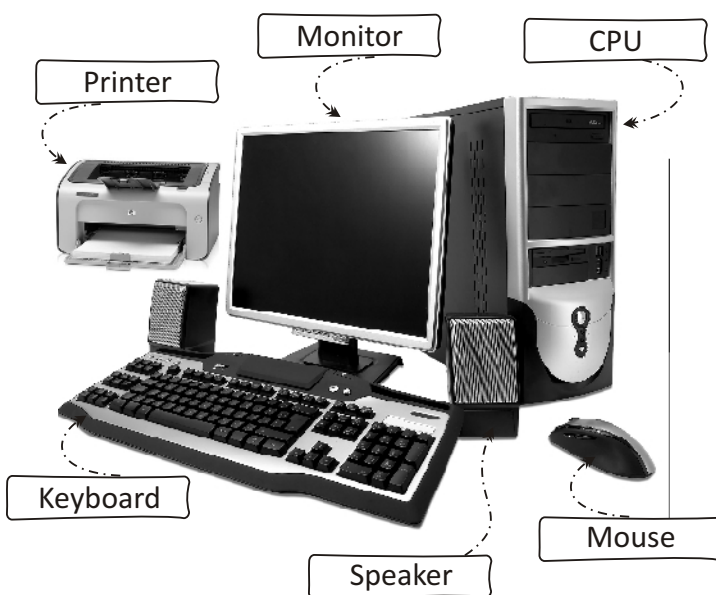


- Which option will complete the series :

- |    |     |     |
|----|-----|-----|
|    | (a) | (b) |
| 1. | ✓   |     |
| 2. | ✓   |     |
| 3. |     | ✓   |
| 4. | ✓   |     |

## WORKSHEET - 54

- Try to label the parts of the given computer correctly :



## WORKSHEET - 55

- Keyboard is the important input device of a computer. It has many keys which have various functions. Read the clues and match them with the correct key. One has been done for you :

1. (b), 2. (g), 3. (d), 4. (c), 5. (f), 6. (e), 7. (a)

## WORKSHEET - 56

- Write 'I' for input device, 'O' for output device and 'S' for storage device in the box.




## WORKSHEET - 57

- Name the elements of given MS word window :

- |                   |                          |
|-------------------|--------------------------|
| 1. Office Button  | 2. Quick Access Toolbar  |
| 3. Home Tab       | 4. MS Word Window        |
| 5. Working Area   | 6. Ruler                 |
| 7. Title bar      | 8. Horizontal Scroll Bar |
| 9. Ribbon         | 10. Vertical Scroll Bar  |
| 11. Document Area | 12. Zoom Control         |

## WORKSHEET - 58

- Aman is learning the rules of faithfulness. Help him by colouring the bubbles that show the thought of a faithful friend.



- Do you or don't you? Put a star (★) in the box if the statement is true :

Do yourself.

## WORKSHEET - 59

Do yourself.

## WORKSHEET - 60

- दिए गए शब्दों को वर्णमाला के सही वर्ग में लिखिए—  
स्वर

अजगर, आश्चर्य, इडली, ईद, उधर, ऊन, ऋतु, एक, ऐनक, ओखली, औजार

क वर्ग

खरगोश, गमला, घड़ा

च वर्ग

छतरी, जहाज, झरना

ट वर्ग

ठंडा, डमरू, टहनी, ढक्कन

त वर्ग

थिरकना, दरजी, धीरज, नमस्ते

प वर्ग

फली, बरतन, भारत, मछली

## WORKSHEET - 61

- दिए गए संज्ञा शब्दों को भेद के अनुसार उनके वर्ग में लिखिए—

व्यक्तिवाचक	जातिवाचक	भाववाचक	द्रव्यवाचक	समूहवाचक
कानपुर	सैनिक	बचपन	चाँदी	कहानियाँ
मोहन	नारी	आलस्य	पीतल	परिवार
लक्ष्मीबाई	पुरुष	अहिंसा	दूध	झुंड
मेरठ	क्षेत्र	क्रोध	सोना	
भारत				

उचित संज्ञा शब्दों से वाक्य पूरे कीजिए—

1. सोने, 2. बुराई, 3. राजधानी, 4. गायक, 5. मिठास, 6. ईशा, 7. मक्खी, 8. रीता

## WORKSHEET - 62

- निम्नलिखित शब्दों को सही शीर्षक के नीचे लिखिए—

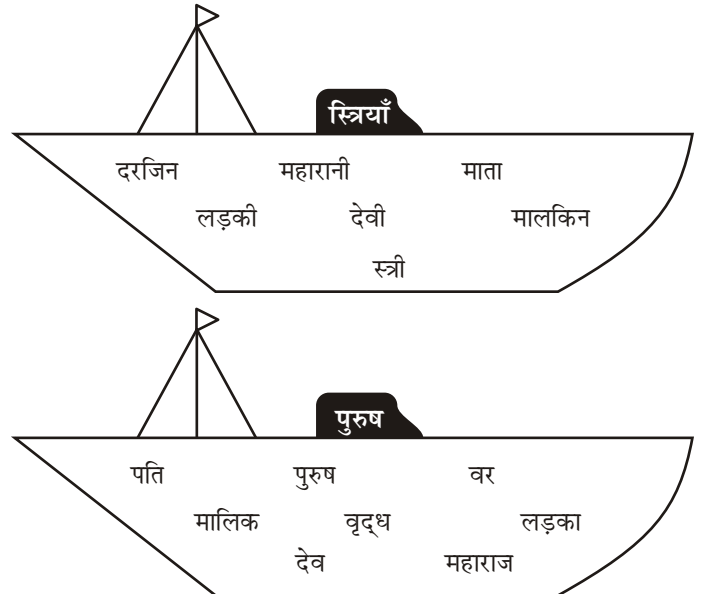
एकवचन	बहुवचन
लड़का	सड़के
दीवार	कविताएँ
कविता	खटियाँ
ताला	टोपियाँ
सेना	घोड़े
नदी	मक्खियाँ
पुस्तक	बाते
कमीज	बच्चे

- कोष्ठक में दिए गए शब्दों के बहुवचन रूप द्वारा रिक्त स्थान भरिए—

1. चींटियाँ, 2. कुत्ते, 3. तारे, 4. नदियों, 5. वस्तुएँ

## WORKSHEET - 63

- दो नावें जा रही हैं। एक में स्त्रियाँ और दूसरी में पुरुष बैठेंगे। सोचकर लिखिए— कौन, किस नाव में बैठेगा।



## WORKSHEET - 64

- वाक्यों में आए क्रिया शब्दों के नीचे रेखा खींचिए—

1. बनाए, 2. चढ़ गई, 3. चला रहे हैं, 4. निकली, 5. चुगने, 6. हँसे

- क्रिया का सही रूप लिखकर वाक्य पूरे कीजिए—  
2. उड़ रही है।, 3. खेलेगी।, 4. पूछे।, 5. सीख रही है।, 6. बनाया।
- खाली समय में आप क्या-क्या करना पसंद करेंगे (✓) लगाएँ और रंग भरिए—  
स्वयं कीजिए।

## WORKSHEET - 65

- निम्नलिखित शब्द समूहों में से उन शब्दों पर गोला बनाइए, जो समूह से अलग हैं—  
1. (नदी)                      2. (मेघ)                      3. (देवता)  
4. (दामिनी)                  5. (सुता)
- चित्रों के सामने उनके नाम और तीन-तीन पर्यायवाची शब्द लिखिए—  
1. चंद्रमा                      निशाचर                      मयंक  
2. शेर                              सिंह                              नृप  
3. कमल                              जलज                              पंकज  
4. बरगद                              वट                                      वृक्ष  
5. सूरज                              भानू                                      रवि

## WORKSHEET - 66

- दिए गए संज्ञा शब्दों के लिए दो-दो विशेषण शब्द लिखिए—  
1. हरी, लंबी                      2. सफेद, सुंदर  
3. सुंदर, लाल                      4. ऊँचा, मजबूत  
5. ऊँची, मजबूत                      6. आनंददायक, छोटी  
7. अच्छा, सहयोगी                      8. काले, घने  
9. बड़ा, मजबूत                      10. सुंदर, सफेद  
11. काले, छोटे                      12. काली, लंबी  
13. बड़ा, पीला                      14. सुंदर, बड़ा  
15. ठंडा, गर्म                      16. लाल, बड़ा

## WORKSHEET - 67

- सही विलोम शब्द पर गोला बनाइए—  
1. (उपेक्षा)                      2. (अपमान)                      3. (विजय)  
4. (अनेक)                      5. (न्यून)                      6. (अवनति)  
7. (अनर्थ)                      8. (व्यय)                      9. (विष)  
10. (बुरा)
- निम्नलिखित शब्दों के विलोम शब्द लिखिए—  
1. जीत                              2. दानव                              3. निर्जीव  
4. अस्थायी                      5. निराशावादी                      6. शत्रु  
7. झूठा                              8. दुख                                      9. हानि  
10. नरक

## WORKSHEET - 68

- निम्नलिखित वाक्यों को विराम-चिह्नों का प्रयोग करके पुनः लिखिए—  
1. संजू, सुधीर और कैलाश ताजमहल देखने गए।  
2. नानी ने कहा, “चलो, तुम्हें एक कहानी सुनाती हूँ।”  
3. छिः, तुमको लज्जा नहीं आती!  
4. तुम क्या कर रहे हो?  
5. ओह! इतनी बड़ी नाव तो मैंने देखी ही नहीं थी।
- निम्नलिखित विराम-चिह्नों के सामने उनके नाम लिखिए—  
1. विस्मयदिबोधक चिह्न                      2. अल्पविराम  
3. प्रश्नसूचक चिह्न                      4. पूर्ण विराम
- निम्नलिखित अनुच्छेद को विराम-चिह्नों का प्रयोग करके पुनः लिखिए—  
किसी गाँव में एक बूढ़ा किसान रहता था। उसके दो बेटे थे। वे सदा काम से जी चुराते थे। वे निकम्मे तथा आलसी भी थे। बूढ़े किसान ने अपने बेटों को कई बार समझाया परंतु उन पर कोई प्रभाव नहीं पड़ा।

## WORKSHEET - 69

- अब निम्नलिखित प्रश्नों के उत्तर दीजिए—  
1. सेठ को बंदर बहुत प्रिय था।  
2. जब सेठ गहरी नींद में सो रहा था, तो बंदर उन्हें पंखा झल रहा था।  
3. मक्खी पहली बार सेठ के पेट पर बैठ गई।  
4. अंत में मक्खी सेठ की नाक पर बैठी हुई थी।  
5. बंदर ने मक्खी उड़ाने के लिए अंत में डंडे का प्रयोग किया।

## WORKSHEET - 70

स्वयं करे।

## BOOK-5

## WORKSHEET - 1

- Separate the following sentences into the four kinds of sentences. Write in the space provided 'A' if it is a statement, 'B' if it is a Question, 'C' if it is a Command and 'D' if it is an Exclamation. One has been done for you :  
2. B, 3. D, 4. A, 5. A, 6. A, 7. B, 8. D, 9. D, 10. B
- Rearrange these words to make statements or questions :  
1. Sindbad packed some clothes for a journey.  
2. Does Harry Potter have a broomstick?  
3. Shruti loves to watch Cartoon Network.

4. My grandmother sings very well.
5. Mini likes to play with her cat.
6. How far is your school?

## WORKSHEET - 2

- ▶ **Complete the following sentences by adding suitable predicates to the subjects. One has been done for you :**
  2. brings our letters.
  3. is the fastest means of transport.
  4. walks very slow.
  5. is heaven of Earth.
  6. was the freedom fighter.
  7. is the capital of India.
  8. are very intelligent.
  9. is playing with his sister.
- ▶ **Match the subjects and predicates to make complete sentences :**
  1. (c), 2. (a), 3. (i), 4. (b), 5. (j), 6. (h), 7. (f), 8. (d), 9. (g), 10. (e)

## WORKSHEET - 3

- ▶ **Separate the common nouns from the proper nouns in the help box below :**

Common Nouns		Proper Nouns	
hotel	month	Delhi Public School	Raj Mahal Hotel
player	cook	December	Mumbai
week	school	Indian Bank	cow
queen	bus station	apple	Sunday
mother		West-end road	Ravi

- ▶ **Add a common noun to each group from those given in the help box. Then match the group with the group name. One has been done for you :**

2. cabbage	green vegetables
3. hockey	sports
4. erasers	stationary
5. vipers	snakes
6. saffron	spices
7. bicycles	vehicles
8. spoons	cutlery

## WORKSHEET - 4

- ▶ **Fill in the blanks with the correct Gender :**

Feminine	Masculine
heroine	nephew
wizardess	poet
milkmaid	shepherd
lioness	emperor
goat	master
peahen	monk
daughter	Hen
landlady	spin
actress	tiger
princess	sir

## WORKSHEET - 5

- ▶ **Underline the verb and state its tense :**

1. <u>is</u>	Present tense
2. <u>built</u>	Past tense
3. <u>will play</u>	Future tense
4. <u>sings</u>	Present tense
5. <u>was washing</u>	Past tense
6. <u>will be practising</u>	Future tense
7. <u>kicked</u>	Past tense
8. <u>am stitching</u>	Present tense
9. <u>is carrying</u>	Present tense
10. <u>will buy</u>	Future tense

## WORKSHEET - 6

- ▶ **Complete the sentences with the correct adverbs. One has been done for you :**
  2. bravely, 3. kindly, 4. quickly
- ▶ **Circle the adverb that tells us more about underlined verbs :**

2. <u>carefully</u>	3. <u>softly</u>
4. <u>neatly</u>	5. <u>quickly</u>
6. <u>sadly</u>	7. <u>happily</u>

## WORKSHEET - 7

- ▶ **Rewrite these sentences by replacing the underlined words with an adjective. Choose the adjectives from the help box :**
  2. Narain is a fearless man.

3. Parag presented a beautiful bouquet to his mother.
4. Tom was sitting on a wooden bench.
5. I am doubtful about Jane's time of arrival.
6. After the rain, there was a colourful rainbow in the sky.

- **Tick (✓) the suitable adjectives from those given in the brackets :**
1. which, 2. mine, 3. our, 4. what, 5. my, 6. their, 7. his

### WORKSHEET - 8

- **In these sentences, the verb does not agree with the subject. Rewrite these sentences correctly. One has been done for you :**
2. Abhinav has gone to see a football match.
  3. The class is going for a picnic today.
  4. The girls are sleeping soundly in their beds.
  5. We are going to Himalayas next week.
  6. They are eating their lunch.
  7. Your honesty is not going to help you.
  8. The pastries and cakes are very tasty.
  9. Mummy was cooking Anil's favourite dish for him.
  10. Aladin was playing with his friends in the street.

### WORKSHEET - 9

- **Fill in the blanks with 'a' or 'an' where necessary :**
1. a, 2. a, 3. an, 4. a, 5. a, 6. a, 7. An, 8. a, 9. an, 10. an
- **Arrange the following words into the two columns given below :**

#### Countables

glass, newspaper, a bag, two books, un umbrella, a girl.

#### Uncountables

business, sound, wisdom, courage, electricity, butter, bread, honesty, truth, beauty

### WORKSHEET - 10

- **Fill in the blanks with suitable prepositions :**
1. on, 2. into, 3. for, 4. in, 5. of, 6. from; to, 7. by, 8. since, 9. for, 10. in, 11. near, 12. at, 13. at, 14. in, 15. in, 16. over, 17. over, 18. of

### WORKSHEET - 11

- **Underline the conjunctions in the following sentences :**

1. Although 2. than 3. As 4. though
5. whether 6. but 7. else 8. for
9. Unless 10. and

- **Join each pair of sentences using a suitable conjunction :**

1. I like strawberry and chocolate ice-cream.
2. The bag was heavy so she could not lift it.
3. The dog is barking because it is hungry.
4. Amit bought the blue shirt because he did not like the red shirt.
5. Rashi was looking for her pen but she could not find it.

### WORKSHEET - 12

- **Fill in the blanks with the correct words choosing from the brackets.**

1. quite, 2. heard, 3. dyed, 4. dear, 5. diary, 6. fair, 7. storey, 8. tail

- **In these sentences, one word has been spelt wrongly. Rewrite all the sentences using words with correct spellings :**

1. The dairy near our house sells pure milk and butter.
2. Our principal wants complete discipline in the school.
3. Take one dose of this medicine after lunch.
4. Where did you loss your notes?
5. The weather today is just right to go to a picnic.

### WORKSHEET - 13

- **Circle the word similar in meaning to the words listed below (Make use of a dictionary if required) :**

1. admit, 2. weak, 3. servant, 4. to sleep,
5. happiness, 6. defeat, 7. far away, 8. undistrubed,
9. intelligent, 10. feather, 11. discount,
12. hardworking

### WORKSHEET - 14

- **Fill in the blanks with the correct proverbs :**
1. saves nine 2. are easily parted



3. better than no bread at all
4. gathers no moss            5. is not gold
6. is a friend in deed        7. makes a man healthy
8. is the best help            9. mother of invention
10. spoil the broth            11. while the sun shines
12. before they are hatched

### WORKSHEET - 15

- **Read the paragraph and answer the following questions :**

1. Planets get their names in the solar system according to name of gods and goddesses of Greeks.
2. Mars was the God of war.
3. Because it was the king of Gods.
4. Juno was the wife of Jupiter and therefore the Queen of Gods.
5. Mercury was the messenger of the Gods. He wore winged sandals on his feet and could fly very fast.
6. Venus was the Goddess of beauty in the universe.

### WORKSHEET - 16

- **Give the expanded form :**

2. 7,908 = 7 thousands + 9 hundreds + 8 ones  

$$7000 + 900 + 0 + 8$$
3. 5,806 = 5 thousands + 8 hundreds + 0 tens + 6 ones  

$$5000 + 800 + 0 + 6$$
4. 3859 = 3 thousands + 8 hundreds + 5 tens + 9 ones  

$$3000 + 800 + 50 + 9$$
5. 6,563 = 6 thousands + 5 hundreds + 6 tens + 3 ones  

$$6000 + 500 + 60 + 3$$

- **Give the short form :**

1. 9837, 2. 5081, 3. 7260, 4. 2060, 5. 698, 6. 8702, 7. 6070

### WORKSHEET - 17

- **Compare the expanded and short forms :**

1. >, 2. >, 3. <, 4. >, 5. <, 6. <

- **Arrange the following numbers :**

1. 7930; 5678; 4963; 3596
2. 352; 3520; 7846; 9356
3. 9325; 5356; 3592; 2359
4. 5009; 9005; 9050; 9500
5. 652; 2365; 5623; 6532

- **Write down the numbers from number plates of any two scooters :**

Do yourself.

### WORKSHEET - 18

- **Counting in fives, fill in the blanks :**

1. 4597    4602    4607    4612
2. 3701    3706    3711    3716
3. 9125    9130    9135    9140
4. 8443    8448    8453    8458

- **Counting in tens, fill in the blanks :**

1. 1266    1276    1286    1296
2. 2803    2813    2823    2833
3. 5619    5629    5639    5649
4. 6666    6676    6686    6696

- **Counting in hundreds, fill in the blanks :**

1. 2456    2556    2656    2756
2. 5889    5989    6089    6189
3. 2000    2100    2200    2300
4. 7660    7760    7860    7960

- **Counting in backwards in 50s, fill in the blanks :**

1. 2040    1990    1940    1890
2. 3730    3680    3630    3580
3. 7208    7158    7108    7058
4. 9949    9899    9849    9799

### WORKSHEET - 19

Indo-Arabic	Roman	Indo-Arabic	Roman	Indo-Arabic	Roman	Indo-Arabic	Roman
1	I	11	XI	21	XXI	31	XXXI
2	II	12	XII	22	XXII	32	XXXII
3	III	13	XIII	23	XXIII	33	XXXIII
4	IV	14	XIV	24	XVIV	34	XXXIV

5	V	15	XV	25	XXV	35	XXXV
6	VI	16	XVI	26	XXVI	36	XXXVI
7	VII	17	XVII	27	XXVII	37	XXXVII
8	VIII	18	XVIII	28	XXVIII	38	XXXVIII
9	IX	19	XIX	29	XXIX	39	XXXIX
10	X	20	XX	30	XXX	40	XL

► Are the following Roman numerals written correctly? Put a tick (✓) for correct and (×) for wrong:

1. (×), 2. (✓), 3. (×), 4. (×), 5. (×), 6. (×), 7. (×), 8. (×), 9. (×), 10. (×)

### WORKSHEET - 20

► Add the following numbers. One has been done for you:

	6	8	6		5	7	6	
+	5	0	9	+	6	6	6	
	1	1	9	5	1	2	4	2

4	9	6	3	7	8	6	4	5	0	8	1			
+	2	8	3	5	+	1	3	6	8	+	2	6	8	6
	7	7	9	8		9	2	3	2		7	7	6	7

2	8	9	6	3	3	9	9	1	0	8	9				
+	4	3	9	6	+	4	4	6	6	+	6	7	1	8	
	7	7	2	4		1	0	1	2	0		8	3	3	9

4	5	3	8	3	2	8	0	5	6	2	6				
+		3	4	6		5	7	0		7	3	2			
		4	9	3	6		3	9	2	3		6	4	5	1

### WORKSHEET - 21

► Solve these word problems:

1. 10,535 pens                      2. 3,406 balloons  
3. 7,368 tickets                  4. 10,824 books  
5. 8,064 flowers

### WORKSHEET - 22

► Tick (✓) the correct answer:

1. (d), 2. (b), 3. (b), 4. (c)

► Find the difference and check the answer:

5	4	0	9	3	8	4	2	7	2	5	6	
-	2	1	3	8	1	9	5	7	4	8	1	9
	3	2	7	1	1	8	8	5	2	4	3	7

### WORKSHEET - 23

► Find the missing numbers. One has been done for you:

2	4	5	3	3	4	5	6	7	3	7	9			
-	1	0	3	4	-	2	9	3	0	-	5	2	3	6
	1	4	1	9			5	2	6		2	1	4	3

2	4	6	3	9	8	0	3	7	2	5	6			
-	1	9	7	4	-	2	5	4	3	-	2	9	5	7
		4	8	9		7	2	6	0		4	2	9	9

► Solve these word problems:

1. 1784 beads                      2. 866 books  
3. 2340 toys                      4. 891 people

### WORKSHEET - 24

► Multiply the following numbers:

H	T	O	Th	H	T	O	Th	H	T	O
6	8	9	4	0	8	6	8	0	0	6
		× 9			× 9				× 9	
=		6201	=		36,774	=			72054	

Th	H	T	O	Th	H	T	O	Th	H	T	O
6	8			5	3	4		8	1	9	
		× 3	7			× 7	2			× 5	8
=		2516	=		38448	=			47502		

Th	H	T	O	Th	H	T	O	Th	H	T	O
3	5	0	6	2	6	4	5	7	0	8	6
		× 9	4			× 3	5			× 2	8
=		3,29,564	=		92,575	=			1,98,408		

### WORKSHEET - 25

► Solve the following:

1. (a), 2. (d), 3. (c), 4. (b), 5. (c), 6. (a), 7. (b), 8. (a)

### WORKSHEET - 26

► Find the selling price (S.P.) when:

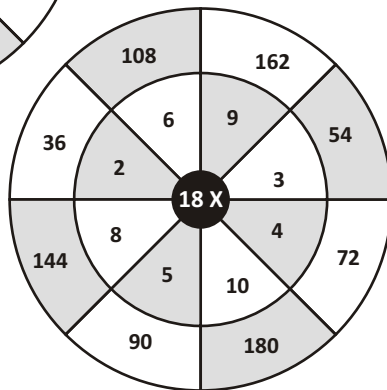
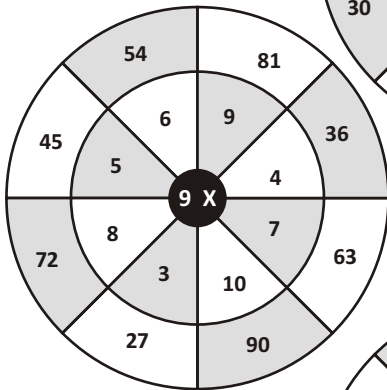
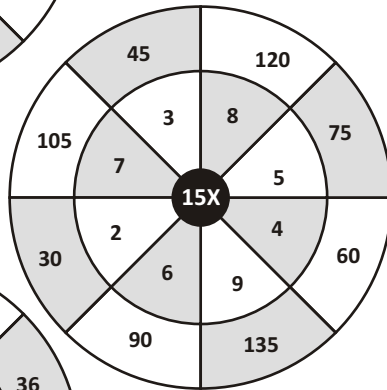
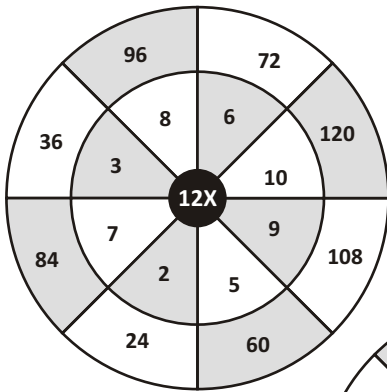
1. 198                                  2. 259  
3. 246                                  4. 1735  
5. 425

► Solve these word problems:

1. ₹ 562                                  2. ₹ 1720  
3. ₹ 27.75                              4. ₹ 60

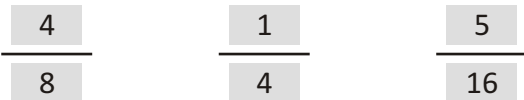
## WORKSHEET - 27

- Spin the wheel and complete the tables :



## WORKSHEET - 28

- Write the fraction of the shaded part :



- Put the correct sign ('>', '<' or '=') :

1. >                      2. <  
3. >                      4. <

- Convert the following mixed fractions into improper fractions :

1.  $\frac{31}{8}$                       2.  $\frac{22}{4}$   
3.  $\frac{18}{7}$                       4.  $\frac{21}{2}$

- Write the equivalent fractions of :

1.  $\frac{24}{36}$                       2.  $\frac{2}{6}$

## WORKSHEET - 29

- Identify the types of angles :

Right angle      Acute Angle      Obtuse Angle

- Identify the different types of quadrilaterals :

Rectangle      Square

- Answer the following questions :

1. (d), 2. (c), 3. (d), 4. (b), 5. (c)

## WORKSHEET - 30

- Do yourself.

## WORKSHEET - 31

- Look at these pictures and write the names of states they belong to. Take help from the help box.



- Write 'T' for true and 'F' for false statements :

1. (T), 2. (T), 3. (T), 4. (T), 5. (F), 6. (T), 7. (T)

## WORKSHEET - 32

- Tick (✓) the correct answer :

1. (b), 2. (a), 3. (b), 4. (a)

- Give one word for each of the following. One has been done for you :

2. Nitrogen, 3. 4%, 4. Carbon monoxide, 5. Ozone, 6. Pollutants, 7. Oxygen

## WORKSHEET - 33

- Find out and write :

1. Asia, 2. Australia, 3. Arctic Ocean, 4. Pacific Ocean, 5. Indian Ocean, 6. Geographic North Pole, 7. Geographic South Pole, 8. Prime Meridian, 9. North Temperate Zone, 10. North Frigid Zone, 11. Prime Meridian, 12. The Antarctic Circle, 13. The Tropic of cancer, 14. Geographical map, 15. Political map

## WORKSHEET - 34

- ▶ Here is a list of dos and dont's to be observed while having fun. Tick (✓) the correct ones and cross out (x) the wrong ones :

1. (x), 2. (x), 3. (✓), 4. (✓), 5. (x), 6. (x), 7. (✓), 8. (✓), 9. (x), 10. (✓)

- ▶ Complete the following table :

Do yourself.

## WORKSHEET - 35

- ▶ Fill in the blanks with words form the brackets :

1. Oases, 2. Arabian, 3. Arabic, 4. Deccan, 5. date palms

- ▶ Match the following columns :

1. (d), 2. (c), 3. (e), 4. (b), 5. (a)

- ▶ Underline the incorrect word in each of these sentences and write the correct word in the blank :

1. gullies/rills

2. gold iron

3. hot cold

4. clay sand

5. ostrich camel

## WORKSHEET - 36

- ▶ Match the following columns :

2. (b), 3. (f), 4. (g), 5. (c), 6. (h), 7. (a), 8. (e)

- ▶ Write down the names of :

2. butterfly, 3. earthworm, 4. termite, 5. Housefly; mosquitoes, 6. DDT

## WORKSHEET - 37

- ▶ Fill in the blanks :

1. parka

2. between North Atlantic and Arctic Oceans

3. Igloo 4. Erik the Red

5. Seal, Walvus

- ▶ Write 'T' fro true and 'F' for false statements :

1. (x), 2. (✓), 3. (✓), 4. (✓), 5. (x)

- ▶ Write one word answer :

1. sledge, 2. Nuuk, 3. Ice burg, 4. Inuit, 5. Tipi

## WORKSHEET - 38

- ▶ What Am I? Take help from the help box :

2. snowflakes, 3. rainbow, 4. iceberg, 5. clouds, 6. vapour

- ▶ Spot ten hidden water words in this maze. Two have been done for you :

S	T	E	A	M	R	A	I	N
F	C	L	O	U	D	O	P	R
R	T	S	L	M	E	N	U	I
O	C	E	A	N	W	S	D	V
S	R	A	K	P	O	N	D	E
T	B	X	E	V	Z	O	L	R
W	W	A	T	E	R	W	E	N

## WORKSHEET - 39

- ▶ Mother Earth has been very kind to us. We upset Mother Nature by polluting it. We should do everything possible not to pollute our surroundings. Colour the boxes that show right actions green. Colour the boxes that show wrong actions red.

✓	✓	✓	✓	✓
✓	x	x	x	x
x	✓	✓	✓	✓
✓	✓	✓	x	✓
✓	x	x	✓	x
✓	x	✓	x	✓

## WORKSHEET - 40

- ▶ Complete the flow chart with the help of help box :

Born on 2nd

October, in Porbanadar Gujarat.

He was popularly know as Bapu.

His birthday is celebrated as Gandhi Jayanti.

He followed the path of truth and ahimsa.

He was born on 14th November.

Children called him Chacha Nehru.

His birthday is celebrated as Children's Day.

He was the first Prime Minister of India.

He wrote long letters to his daughter, Indira Gandhi while in jail. These can now be found in a book called letters from a father to his daughter.

He was born on 5th September.

His birthday is celebrated as Teacher's Day.

He was the 2nd President of India.

He was a great teacher.

### WORKSHEET - 41

► **What type of a house am I?**

1. a houseboat, 2. an igloo, 3. a tent, 4. a caravan, 5. a stilt house

### WORKSHEET - 42

► **Write 'T' for True and 'F' for False statements :**

1. (✓), 2. (x), 3. (x), 4. (✓), 5. (x)

► **Read the clues and unscramble the following words :**

1. FARMHOUSE, 2. MEADOW, 3. PASTURE, 4. MISSISSIPPI, 5. BISON

► **Tick (✓) the correct answer from the brackets :**

Do yourself.

### WORKSHEET - 43

1. Ostrich            2. Kiwi            3. Whistling Swan  
4. Toucan            5. Penguin            6. Vulture

### WORKSHEET - 44

E	A	R	T	H	N	J	J	U
F	O	M	E	R	C	U	R	Y
R	M	A	R	S	U	P	J	Q
V	D	C	D	U	N	I	K	P
E	N	V	S	N	I	T	S	L
N	E	P	T	U	N	E	E	U
U	R	A	N	U	S	R	Z	T
S	A	T	U	R	N	I	V	O
A	S	T	R	O	N	O	M	Y

### WORKSHEET - 45

1. White Revolution  
2. Green Revolution  
3. Yellow Revolution  
4. Information Technology Revolution  
5. Blue Revolution

### WORKSHEET - 46

2. (vi)            (j)  
3. (vii)            (a)  
4. (ii)            (o)  
5. (ix)            (h)  
6. (i)            (b)  
7. (xii)            (m)  
8. (v)            (c)  
9. (xiii)            (i)  
10. (xv)            (d)  
11. (xiv)            (f)  
12. (xi)            (n)  
13. (iii)            (e)  
14. (x)            (l)  
15. (viii)            (k)

### WORKSHEET - 47

1. (a), 2. (b), 3. (a), 4. (c), 5. (c), 6. (a), 7. (b), 8. (c)

### WORKSHEET - 48

1. (g), 2. (b), 3. (d), 4. (c), 5. (a), 6. (h), 7. (f), 8. (e)

### WORKSHEET - 49

1. (b), 2. (a), 3. (b), 4. (a), 5. (c), 6. (c), 7. (c), 8. (b)

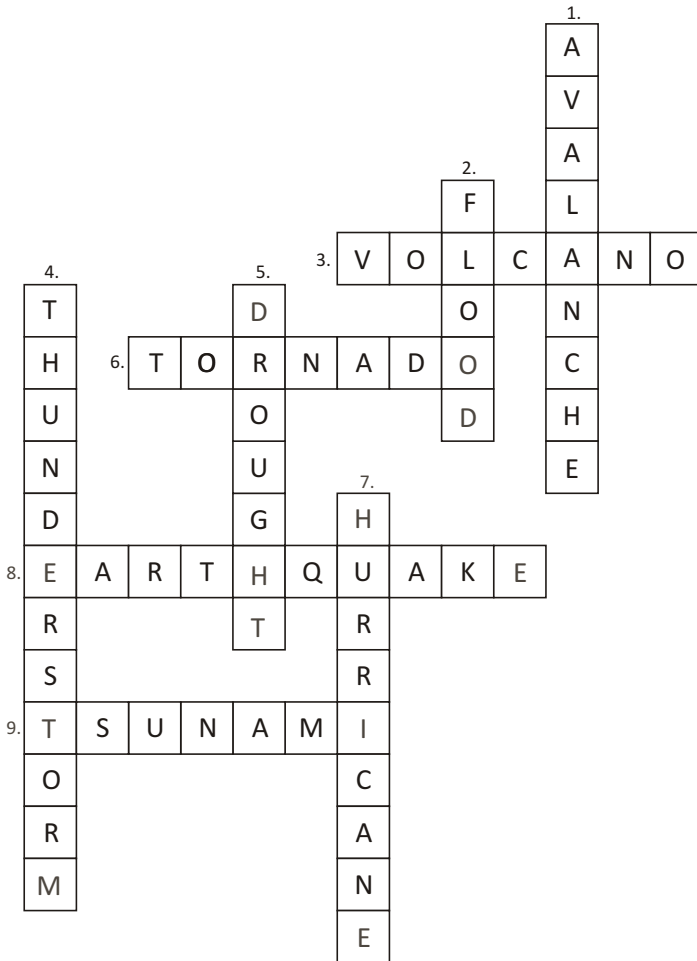
### WORKSHEET - 50

1. Dr Jane Goodall            2. M.C. Mehta  
3. Sunderlal Bahuguna            4. Kishan Mehta  
5. Medha Patkar            6. Goura Devi

### WORKSHEET - 51

1. Okapi, 2. Nilgai, 3. Raccoon, 4. Elk, 5. Komodo Dragon, 6. Leopard

## WORKSHEET - 52



## WORKSHEET - 53

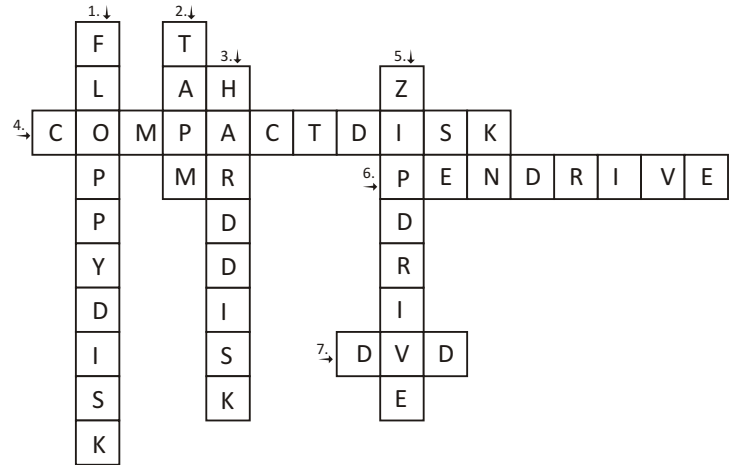
1. (c), 2. (b), 3. (c), 4. (d), 5. (a), 6. (c), 7. (a), 8. (c)

## WORKSHEET - 54

- ▶ Match the following words to their correct characteristics :  
1. (e), 2. (d), 3. (a), 4. (b), 5. (c)
- ▶ Fill in the blanks with the help of help box :  
1. Hardware, 2. Software, 3. Data, 4. information, 5. IPO

## WORKSHEET - 55

- ▶ Storage devices are used to store information. Here is a crossword on the storage devices of computers. Read the clues and solve the crossword :



## WORKSHEET - 56

- ▶ Fill in the blanks with the help of words given :  
1. bills, 2. stories, 3. automobiles, 4. aeroplane, 5. traffic
- ▶ Write True (T) or False (F) against each statement :  
1. F, 2. T, 3. F, 4. T, 5. T
- ▶ Paste a computerised bill from any departmental store here.  
Do yourself.

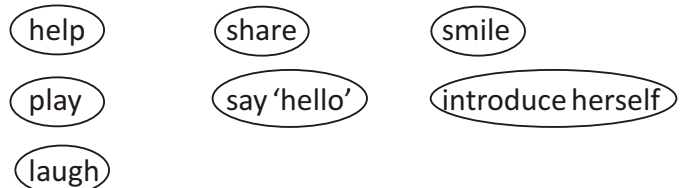
## WORKSHEET - 57

Do yourself.

## MORAL EDUCATION

## WORKSHEET - 58

- ▶ Imagine the following situations and tick the option that you would choose as a good friend :  
1. (a), 2. (b), 3. (c)
- ▶ Sneha wants to make new friends. Help her by circling the things she can do to make friends :



- ▶ Write the names of your friends in your notebook. Write down three things you do for them and three things they do for you.

Do yourself.

## WORKSHEET - 59

- Do you or don't you? Put a star (★) in the box if the statement is true :

Do yourself.

- Some of these qualities makes a person brave. Tick (✓) the ones you think are correct :

1. (✓), 2. (×), 3. (×), 4. (✓)

- Make a list of the four qualities that makes a person courageous.

Do yourself.

## WORKSHEET - 60

- दिए गए शब्दों को वर्णमाला के सही घर में लिखिए—

स्वर

अदरक, आश्चर्य, इडली, ईद, उधर, ऊन, ऋतु, एक, ऐनक, ओखली, औजार

कवर्ग

कबूतर खरगोश

गमला घड़ा

चवर्ग

चरखा छतरी

जहाज झरना

टवर्ग

टहनी ठंडा

डमरू ढपली

तवर्ग

तबला थिरकना दरजी

धीरज नमस्ते

पवर्ग

पतंग फली बरतन

भारत मछली

## WORKSHEET - 61

- दिए गए शब्दों को सही जगह पर लिखिए—

प्राणी	वस्तु	जगह
शारदा	पुस्तक	जम्मू
गाय	ऐनक	चेन्नई
कोयल	संतरा	कुतुबमीनार
बच्चे	घड़ी	ताजमहल

- अब इनके वाक्य बनाइए—

- उड़ते हुए पक्षी बहुत अच्छे लगते हैं।
- यह मेरी पसंदीदा कहानी की पुस्तक है।
- मेरी मित्र मुझसे बहुत प्रेम करती है।

## WORKSHEET - 62

- लिंग बदलकर वाक्य पुनः लिखिए—

- कल पंडिताइन जी पूजा कराने आएँगी।
- दादा पोते को खाना खिलाते हैं।
- अभिनेत्री ने अच्छा अभिनय किया।
- ऊँटनी रेत पर तेज दौड़ती है।
- बुढ़िया लाठी के सहारे चल रही थी।
- चिड़ा दाना चुगकर लाया।
- धोबी कपड़े धो रहा है।
- दरवाजे पर भिखारिन खड़ी है।
- दूध पतीले में उबाल दो।
- बंदर पेड़ पर बैठा है।

## WORKSHEET - 63

- दिए गए शब्दों के बहुवचन रूप लिखिए—

कपड़े	पतंगें	खिड़कियाँ
झूले	पुस्तकें	तितलियाँ
दरवाजें	साइकिलें	पट्टियाँ
कक्षाएँ	वस्तुएँ	चिड़ियाँ
मालाएँ	बहुएँ	पुड़ियाँ

- ऊपर लिखे शब्दों का सही रूप चुनकर खाली जगह भरिए—

- तितलियाँ
- मिठाइयाँ
- पौधें
- मछलियाँ
- पतंगें

## WORKSHEET - 64

- रेखांकित शब्दों के विलोम शब्द लिखकर वाक्य पूर्ण कीजिए—

- असत्य
- व्यय
- अनुपस्थित
- लिखित
- मूर्ख
- गुणों
- उदय
- उत्तर
- रात
- रंक

## WORKSHEET - 65

- दो-दो पर्यायवाची शब्द लिखिए—

सरोवर	कमल	चाँद
सर	जलज	चंद्रमा
तड़ाग	पंकज	रजत

रजनी	पुत्री	सूरज
रात्रि	बेटी	भानू
निशा	सुता	दिवाकर
वस्त्र	आँख	
कपड़ा	नयन	
चीर	नेत्र	

### WORKSHEET - 66

► क्रिया का सही रूप भरकर वाक्य पूर्ण कीजिए—

- |              |                |              |
|--------------|----------------|--------------|
| 1. सुनाई     | 2. मचाओ        | 3. बनाती हैं |
| 4. किया      | 5. देख रहा है। | 6. तैरती है। |
| 7. उड़       | 8. खेल         | 9. दौड़ता    |
| 10. रहता है। | 11. जा रहा     | 12. घिस रहा  |
| 13. तैरती    | 14. काट        | 15. बैठती    |
| 16. उड़ते    |                |              |

### WORKSHEET - 67

► उचित विशेषण शब्द भरकर वाक्य पूर्ण कीजिए—

- |              |            |               |
|--------------|------------|---------------|
| 1. ताजे      | 2. होशियार | 3. पालतु      |
| 4. थोड़ा     | 5. ताजी    | 6. लंबी       |
| 7. स्वादिष्ट | 8. पाँचवी  | 9. रंग-बिरंगी |
| 10. दो किलो  | 11. एक     | 12. लाल       |
| 13. बहुत     | 14. ऊँचा   | 15. गणित की   |

### WORKSHEET - 68

- अपने क्षेत्र के स्वास्थ्य अधिकारी को मुहल्ले में व्याप्त गंदगी के विषय में एक शिकायती-पत्र लिखिए—  
स्वयं करे।

### WORKSHEET - 69

- चित्र को समझिए एवं नीचे दिए गए प्रश्नों के उत्तर लिखिए—
1. यह नदी के किनारे का दृश्य है।
  2. शेर, हाथी, कछुआ, मछली, चिड़िया।
  3. हाथी और शेर।
  4. आसमान, पहाड़ और नदी।
  5. जानवरों के साथ अच्छा व्यवहार करना चाहिए।
  6. दो चिड़ियाँ।

### WORKSHEET - 70

- निम्नलिखित गद्यांश को ध्यानपूर्वक पढ़िए—
1. क्योंकि भिखारी भूखा था।
  2. भगवान बुद्ध ने अनुमान लगाया कि भिखारी तीन चार दिनों से भूखा है।
  3. क्योंकि उस दिन भिखारी के लिए अन्न ही उपदेश था।
  4. इस प्रसंग से यह शिक्षा मिलती है कि हमें भूखे को अन्न खिलाना चाहिए।
  5. अन्न और उपदेश।